

Annual Review of Environment and Resources

State of the World's Birds

Alexander C. Lees,^{1,2} Lucy Haskell,³ Tris Allinson,³
Simeon B. Bezeg,^{4,5} Ian J. Burfield,³
Luis Miguel Renjifo,⁶ Kenneth V. Rosenberg,²
Ashwin Viswanathan,⁷ and Stuart H.M. Butchart^{3,8}

¹Department of Natural Sciences, Manchester Metropolitan University, Manchester, United Kingdom; email: alexander.lees@mmu.ac.uk

²Cornell Lab of Ornithology, Cornell University, Ithaca, New York, USA; email: kvr2@cornell.edu

³BirdLife International, Cambridge, United Kingdom; email: Lucy.Haskell@birdlife.org, Tris.Allinson@birdlife.org, Ian.Burfield@birdlife.org, Stuart.Butchart@birdlife.org

⁴Department of Geography, Environmental Management and Energy Studies, University of Johannesburg, Johannesburg, South Africa

⁵BirdLife South Africa, Johannesburg, South Africa; email: simmy.bezeg@birdlife.org.za

⁶Department of Ecology and Territory, Pontificia Universidad Javeriana, Bogota, Colombia; email: lmrenjifo@javeriana.edu.co

⁷Nature Conservation Foundation, Bangalore, India; email: ashwinv@ncf-india.org

⁸Department of Zoology, University of Cambridge, Cambridge, United Kingdom

 ANNUAL
REVIEWS CONNECT

www.annualreviews.org

- Download figures
- Navigate cited references
- Keyword search
- Explore related articles
- Share via email or social media

Annu. Rev. Environ. Resour. 2022. 47:231–60

First published as a Review in Advance on
May 4, 2022

The *Annual Review of Environment and Resources* is
online at environ.annualreviews.org

<https://doi.org/10.1146/annurev-environ-112420-014642>

Copyright © 2022 by Annual Reviews. This work is licensed under a Creative Commons Attribution 4.0 International License, which permits unrestricted use, distribution, and reproduction in any medium, provided the original author and source are credited. See credit lines of images or other third-party material in this article for license information



Keywords

avian, biodiversity, extinction, abundance, land-use change, International Union for Conservation of Nature, IUCN Red List, conservation, threats

Abstract

We present an overview of the global spatiotemporal distribution of avian biodiversity, changes in our knowledge of that biodiversity, and the extent to which it is imperilled. Birds are probably the most completely inventoried large taxonomic class of organisms, permitting a uniquely detailed understanding of how the Anthropocene has shaped their distributions and conservation status in space and time. We summarize the threats driving changes in bird species richness and abundance, highlighting the increasingly synergistic interactions between threats such as habitat loss, climate change, and overexploitation. Many metrics of avian biodiversity are exhibiting globally consistent negative trends, with the International Union for Conservation of Nature's Red List Index showing a steady deterioration in the conservation status of the global avifauna over the past three decades. We identify key measures to counter this loss of avian biodiversity and associated ecosystem

services, which will necessitate increased consideration of the social context of bird conservation interventions in order to deliver positive transformative change for nature.

Contents

1. INTRODUCTION	232
2. GLOBAL AVIAN BIODIVERSITY AND ITS IMPORTANCE	233
2.1. Birds in Space and Time	233
2.2. The State of Avian Taxonomy	233
2.3. The Importance of Birds to Ecosystems and Culture	235
3. AVIAN ABUNDANCE IN THE TWENTY-FIRST CENTURY	236
4. SPATIOTEMPORAL VARIATION IN EXTINCTION RISK TO BIRDS	238
5. PATTERNS AND TRENDS IN AVIAN EXTINCTIONS	239
6. THREATS CONTRIBUTING TO AVIAN BIODIVERSITY LOSS	241
6.1. Land-Cover and Land-Use Change	241
6.2. Habitat Fragmentation and Degradation	243
6.3. Hunting and Trapping	244
6.4. The Impact of Invasive Alien Species and Disease	245
6.5. Infrastructure, Energy Demands, and Pollution	246
6.6. Agrochemical and Pharmaceutical Usage	247
6.7. Climate Change	247
6.8. Global Trade Teleconnections	248
7. SOLUTIONS TO LOSS OF AVIAN DIVERSITY	248
8. CONCLUSIONS	252

1. INTRODUCTION

The ~11,000 living birds (*Aves*) are the best-known class of all living organisms and the most speciose clade of terrestrial vertebrates. Birds are globally near-ubiquitous; they reach their peak diversity in the tropics. Aided by their unmatched capacity for dispersal, birds can be found virtually anywhere on the Earth's surface from pole to pole and at least seasonally from the remotest ocean basins to the most barren desert and highest mountains. Unlike almost all other vertebrates, they can occupy the sky as habitat up to 10 km above the Earth's surface. Most bird species are relatively easy to detect by sight and sound without specialist equipment and as a result have become a model group for understanding species-environment relationships. Consequently, we understand their taxonomic, functional, and phylogenetic diversity, geographic distributions, ecology, and conservation status better than for any other comparable group of organisms.

The deeper evolutionary history of *Aves* remains controversial, with multiple competing definitions that include or exclude different clades within the *Dinosauria* (1), but many systematists now choose to retain usage of *Aves* only for a crown group including the last common ancestor of all currently living birds and all of its descendants. Therefore, only the avialans from within the *Paraves* clade of theropod dinosaurs survived the Cretaceous–Paleogene extinction event that claimed all non-avian dinosaurs (2). Diversification of birds, which began in earnest in the Cretaceous, was reset by this mass extinction event, with loss of all arboreal bird taxa associated with devastation of forests globally (3). This great reset was followed, however, by an explosive adaptive

avian radiation in the Tertiary (4), which is now subject to a new set of extinction filters in what may eventually prove to be an ongoing sixth mass extinction across the Holocene–Anthropocene transition. This new period of turmoil for biodiversity is unique in the planet’s history, given that it is being driven by the activities of a single species—humans. The resultant loss of avian diversity is again nonrandom and has, so far, disproportionately affected large, flightless, and insular species, with the median mass of extinct species seven times larger than that of extant ones (5). We may now, however, be seeing the start of a wave of extinctions of continentally distributed species (6). This review aims to summarize our current understanding of avian biodiversity and assess trends, evaluate drivers of change, and identify solutions for conserving and restoring avian biodiversity in the twenty-first century, drawing on recent advances in our knowledge.

Anthropocene:
current geological
epoch defined by
overwhelming
influence of humanity
on the Earth system

2. GLOBAL AVIAN BIODIVERSITY AND ITS IMPORTANCE

2.1. Birds in Space and Time

Birds are a truly global taxon, with one or more species occupying all habitats across the Earth’s terrestrial surface (**Figure 1a**) including urban environments with no natural analogues. For example, an estimated one million Antarctic Petrels (*Thalassoica antarctica*) nest in a single colony in the Mühlig-Hofmann Mountains 200 km inland in Antarctica (7), and Snow Petrel (*Pagodroma nivea*) colonies have been found up to 440 km inland from the Antarctic coast (8). At the other extreme, colonies of another seabird—Hornby’s Storm-Petrel (*Oceanodroma hornbyi*)—were recently discovered for the first time 75 km from the sea in the absolute desert region of the Atacama Desert, which harbors virtually no other life (9). Moreover, birds are unlike most groups of organisms, given that they are not tied to a relatively narrow habitable band at the Earth’s surface. The sky is the main habitat for many species as diverse as swifts and frigatebirds that eat, sleep, and copulate on the wing (10), while many pelagic species may remain on the high seas thousands of kilometers from land for much of the year. A Rüppell’s Vulture (*Gyps rueppelli*) that collided with an aircraft at an altitude of 11,300 m (11) and an Emperor Penguin (*Aptenodytes forsteri*) recorded diving to 564 m depth (12) illustrate the range of heights and depths at which birds are physiologically capable of operating.

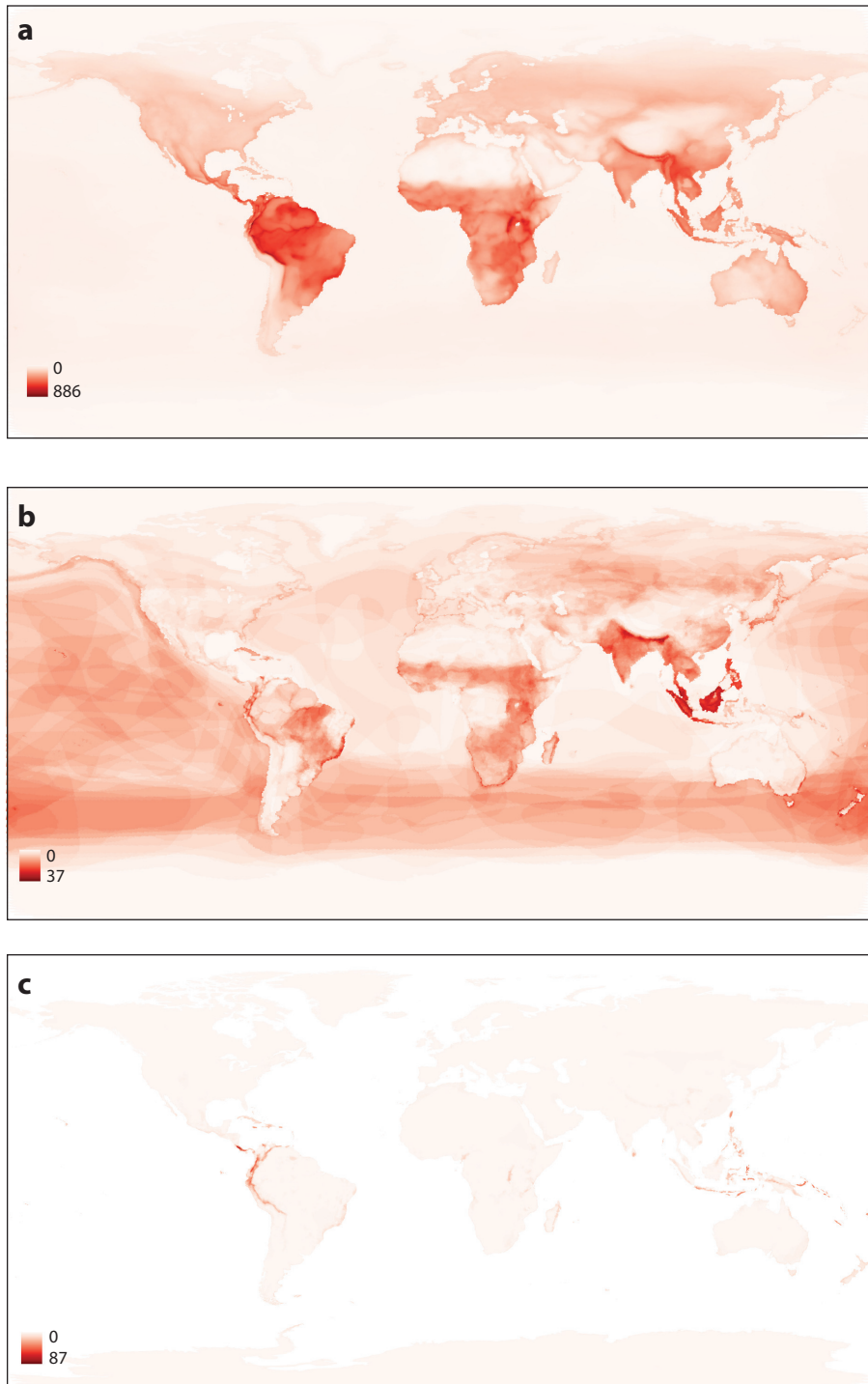
Most bird species do not, however, occupy such extreme environments, and avian species richness increases at lower latitudes in accordance with the well-established latitudinal diversity gradient, reflecting increasing temperatures, water availability, ecosystem productivity, and habitat heterogeneity (**Figure 1a**). At the finest resolution, a combination of temperature and topographical variability have been found to be the most important predictors of avian species richness globally (13). Avian diversity has also been shaped by the legacy of evolutionary history and variation in diversification rates (14), which are in turn mediated by historical environmental processes (15). As a result, ~80% of bird species are continentally distributed, with the remainder restricted to islands: a disproportionate share considering that islands cover 5.3% of the terrestrial area (16). More than half of all bird species are restricted to the tropics (**Figure 1a**), but a remarkable 91% of all birds have geographic ranges that intersect at least seasonally with the tropics via migration (17). Avian species richness is unevenly distributed across biogeographic realms, with the Neotropical realm hosting ~36% of all known landbird species, followed by the Afrotropical (~21%), Indomalayan (~18%), Australasian (~17%), Palearctic (~10%), Nearctic (~8%), and Oceanic (~2%) realms (**Figure 1a**).

2.2. The State of Avian Taxonomy

The bulk of avian diversity was described in the eighteenth and nineteenth centuries, but new species continue to be described, including 266 species between 1946 and early 2012 (18). Most

Figure 1

The nature of avian species richness: (a) all species, (b) all threatened species (species in the global IUCN Red List categories of Vulnerable, Endangered, and Critically Endangered), and (c) all restricted-range species (those with a breeding/nonbreeding range of $<50,000 \text{ km}^2$); data from BirdLife International (37). Abbreviation: IUCN, International Union for Conservation of Nature.



new species have been discovered in tropical latitudes, particularly the Neotropics. But new species represented just 14% of the total increase in the number of recognized bird species over this period, with most of this accrual of diversity (1,895 species) associated with taxonomic revisions, in most cases splitting species that had been historically lumped, and underpinned by greater use of vocal and molecular characters in species delimitation (19).

Taxonomic re-evaluation, particularly of large polytypic and/or phenotypically conservative species and species complexes, has also often revealed numerous cryptic species with high plumage similarity but distinct vocalizations and long-diverging evolutionary histories. For example, the number of species of tapaculos in the genus *Scytalopus* has risen from 10 in 1939 to 44 today, with the prospect of still more species waiting to be described (20). Considerable diversification has also occurred in the tropics among species distributed across oceanic islands; for example, recent taxonomic revisions of the Red-bellied Pitta (*Erythropitta erythrogaster*) complex (which is scattered across islands between the Philippines and the Solomons) have concluded that the group should be split into between 13 and 17 species (21). It seems likely that this trend toward reevaluation of species limits will see the number of bird species continue to rise. Many proposed species splits have not been adopted by global bird taxonomic checklists, but recent research into the genetics of speciation, the limited role of gene flow, and the dynamics of hybridization indicate that many phenotypically cryptic taxa may behave as biological species. For example, major Amazonian rivers, which may be several kilometers wide, are barriers to dispersal for many bird species (22). Recent sampling in the headwater regions where many poorly phenotypically differentiated subspecies come into contact has found indications of substantial postzygotic isolation, indicating that they are behaving as biological species with strong selection against hybrids (23). The long lag time in appraising cryptic tropical diversity leaves a taxonomic debt in the tropics and a latitudinal taxonomy gradient (24).

Cryptic species:

species that may appear phenotypically similar but are genetically quite distinct (and often separable by other nonmorphological traits, e.g., vocalizations)

Teleconnections:

socioeconomic-environmental interactions over distances, such as international trade, tourism, migration, foreign investment, species invasion, payments for ecosystem services, and transfer of water, information, and technology

2.3. The Importance of Birds to Ecosystems and Culture

Birds contribute toward many ecosystem services that either directly or indirectly benefit humanity. These include provisioning, regulating, cultural, and supporting services. Functional roles of birds within ecosystems as pollinators, seed-dispersers, ecosystem engineers, scavengers and predators not only facilitate accrual and maintenance of biodiversity but also support human endeavors such as sustainable agriculture via pest control, for example, of phytophagous insects in coffee plantations (25) and rodents in cropland (26). The high vagility of most bird species, especially migratory species, leads to environmental teleconnections linking ecosystem fluxes and processes, sometimes in geographically disparate locations. For example, coral reef fish productivity has been shown to increase as seabird colonies recovered following rat eradication in the Chagos Archipelago (27). Wild birds and products derived from them are also economically important as food (meat, eggs and, in some cases, nests) or guano as fertilizer. By far the most abundant bird on Earth is the domestic chicken (*Gallus gallus domesticus*), of which an estimated 19.6 billion are estimated to be alive at any one time (28). This domesticated form of the Red Junglefowl (*Gallus gallus*)—a tropical forest species from Southeast Asia—outnumbers its wild ancestors by several orders of magnitude. Indeed, the biomass of domesticated poultry, largely chickens, is approximately threefold higher than that of wild birds (29), which may number between 39 and 134 billion individuals (30).

Approximately 45% of all extant bird species are used in some way by people, primarily as pets (37%) and for food (14%) (31). The cultural role of birds is perhaps more important than for any other taxonomic group: Beyond its symbolic and artistic value, watching birds is a global pastime practiced by millions of people. Garden bird feeding is ubiquitous in much of the Global North,

valued at \$5–6 billion per year and growing by 4% annually (32). This represents an important opportunity for people to connect with nature although potentially also results in local negative impacts for some non-provisioned species via trophic cascades (32).

The status of birds as a model taxon to ask questions in ecology and evolutionary biology is owed in part to aspects of their life history—largely diurnal, conspicuous, and usually easy to identify and study in life—as well as a “manageable” number of described species, which means that our knowledge of their distribution in space and time is far better than for other groups of organisms in the tree of life. Consequently, birds have been used as models to understand many macroecological patterns, such as the theory of island biogeography, and their codistributions used to inform conservation priority setting. The ornithological academic corpus is vast in scale, with an average of 1,177 bird conservation papers published in English annually (33). This rapid rate of publication has been helped by the proliferation of open access datasets that provide information on phylogeny (<https://birdtree.org>), functional traits (34), and species distributions (35). These endeavors are informed by ongoing digitization of museum collections through sites like GBIF (<https://www.gbif.org/>), including scans of specimens, as well as mobilization of vast numbers of citizen scientists through platforms like eBird (<https://ebird.org/>), which has amassed significantly more than a billion bird records across 64 million checklists collected by more than 750,000 users. These data on bird abundance in space and time have enabled assessments of bird abundance and distribution in regions where systematic surveys have not yet been possible, along with a collection of rich media useful for addressing a broad range of ecological questions (36). The growth in public participation in bird monitoring and the advent of easy-to-use tools such as eBird enable continental-scale breeding bird surveys, distribution atlases, and development of spatiotemporal abundance models.

3. AVIAN ABUNDANCE IN THE TWENTY-FIRST CENTURY

There is emerging evidence for major changes in the abundance of common bird species globally (**Figure 2**). Approximately 48% of extant bird species worldwide (5,245) are known or suspected (based on inference from trends in habitat extent/condition and incomplete or anecdotal information) to be undergoing population declines, compared with 39% (4,295) with stable trends, 6% (676) showing increasing populations trends, and 7% (778) with unknown trends (37). Detailed information on population changes in common birds is spatiotemporally patchy, with the best data coming from North America and Europe (**Figure 2a,b**). Rosenberg et al. (38) reported that 57% of North American species exhibited declining trends (303 out of 529 species), a net loss of almost 3 billion individual birds since 1970. These losses were most severe in species associated with grasslands, with 74% of species declining, equating to a loss of 700 million breeding individuals across 31 species since 1970. Declines were most prevalent among migratory taxa, with 58% of 419 migrants declining, experiencing a net loss of 2.5 billion individuals, whereas 54% of 100 native resident species were declining, but their combined population exhibited a modest net increase of 26 million individuals.

The situation is similar in the European Union, where trends across 378 species indicate an overall decrease in breeding bird abundance of 17–19% between 1980 and 2017: a net loss of 560–620 million individuals (39). As in North America, long-distance migratory species have been particularly badly affected, with more than 40% of Afro-Paleartic migrants declining substantially since 1970 (40), whereas resident and short-distance migrants tend to have more stable populations. Farmland species in Europe have declined precipitously: 57% since 1980 (41), driven by agricultural intensification, which has moved eastward with accession of states to the European Union (42). Populations of many woodland species have by contrast been broadly stable across

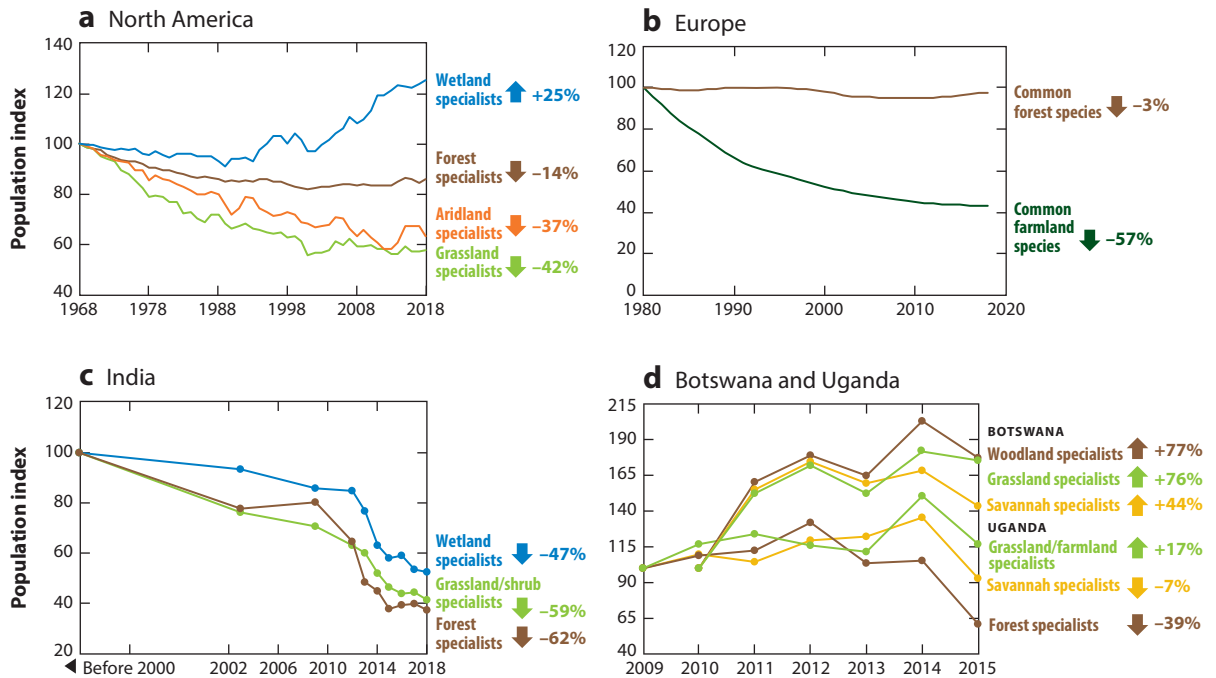


Figure 2

Population abundance indices for bird species dependent on major habitat types in (a) North America, (b) Europe, (c) India, and (d) Botswana and Uganda, derived from data on the relative abundance of typically common bird species as indicators of the state of nature. In panel c, the data were placed into time periods of differing intervals, such that the first data point refers to anything before 2000, the data point for 2003 refers to 2000–2006, that for 2009 refers to 2007–2010, and that for 2012 refers to 2011–2012. Panel a derived from data from North American Breeding Bird Survey and wetland bird surveys, courtesy of John Sauer USGS Patuxent Wildlife Research Center; panel b derived from data from Pan-European Common Bird Monitoring Scheme, EBCC/BirdLife International/RSPB/CSO; (c) data from eBird curated by the State of India's Birds Partnership; (d) data from Wotton et al. (155). Abbreviations: CSO, Czech Society for Ornithology; EBCC, European Bird Census Council; RSPB, Royal Society for the Protection of Birds; USGS, United States Geological Survey.

this same period (40), although this masks regional and species-specific variation, with some woodland species declining in the United Kingdom, for example (39). Elsewhere in the temperate zone, both farmland and woodland bird species have declined in Australia (43), and farmland-specialist species like the Brown Shrike (*Lanius cristatus*) and Yellow-breasted Bunting (*Emberiza aureola*) have undergone major declines and range contractions in Japan (44).

Bucking these negative trends have been many wetland bird species in North America and Europe, where wetlands have experienced a net gain in bird abundance of 13% since 1970 (based on summing abundance estimates across species). This has been driven by a 56% increase in waterfowl populations in this period (38), associated with wetland restoration and management for hunting (45). In Europe, there have been similar increases, especially associated with thermally sensitive warm-dwelling species (46). At a global scale, the fate of waterbird populations is tied to governance, with populations increasing in regions with higher protected area coverage and decreasing in areas with sociopolitical instability (47).

Elsewhere, data on long-term trends in common bird species' population abundance from tropical and subtropical latitudes are much scarcer, with some notable exceptions (e.g., **Figure 2**). Bird atlas data indicate that at least 50% of forest-dependent birds in South Africa are

experiencing range declines (48), but population trends are lacking. Avian abundance in Costa Rica has declined over 12 years (49), and abundance of forest interior species in one Amazonian area has declined over 35 years (50). In other countries, data gaps are being plugged by citizen scientists. For example, long-term trends were estimated with sufficient confidence for 146 species in India, of which nearly 80% were found to be declining (50% of these declining strongly), while just over 6% had stable population trajectories, and 14% of species exhibited increasing population trends (51) (**Figure 2c**). Elsewhere there is abundant evidence for the impacts of land-use change on avian communities, but derived largely from inferences based on comparisons between land-use space-for-time swap studies rather than tracking change in avian abundance within habitats.

4. SPATIOTEMPORAL VARIATION IN EXTINCTION RISK TO BIRDS

BirdLife International's latest assessment of all birds for the International Union for Conservation of Nature (IUCN) Red List shows that 1,481 species (13.5% of 10,994 recognized extant species) are currently threatened with global extinction. These include 798 classified as Vulnerable [(VU) 7%], 460 as Endangered [(EN) 4%], and 223 as Critically Endangered [(CR) 2%]. A further 52 species are considered to be Data Deficient [(DD) 0.5%], as there is insufficient information available to apply IUCN Red List criteria to assess their extinction risk. Population sizes of threatened species span six orders of magnitude, from 1–7 mature individuals of Oahu Alauahio (*Paroreomyza maculata*) to 12,800,000–47,600,000 mature individuals of European Turtle-dove (*Streptopelia turtur*); however, 73% of threatened birds (1,088 species) are estimated to have fewer than 10,000 mature individuals, 40% (595 species) have fewer than 2,500 mature individuals, and 69 have fewer than 50 mature individuals (37). Bird species are nonrandomly threatened across the avian tree of life, with richness of threatened species disproportionately high among families such as parrots (Psittaciformes), pheasants and allies (Phasianidae), albatrosses and allies (Procellariiformes), rails (Rallidae), cranes (Gruidae), cracids (Cracidae), grebes (Podicipediformes), megapodes (Megapodidae), and pigeons (Columbiformes) (37). Once phylogeny is controlled for, extinction risk is associated with greater body size, longer generation times, and lower fecundity (52).

More threatened bird species (1,278, 86.4%) are found in tropical than in temperate latitudes (469, 31.7%) (**Figure 1b**), with hotspots for threatened species concentrated in the tropical Andes, southeast Brazil, the eastern Himalayas, eastern Madagascar, and Southeast Asian islands (53). However, a higher proportion of temperate-zone restricted species (202, 21.1%) are threatened than tropical-restricted species (1,011, 16.7%). All countries and territories host at least one globally threatened bird species, and ten have more than 75, with Brazil and Indonesia heading the list at 171 and 175, respectively. The majority of threatened species (817, 55%) are endemic to single countries or territories, but some species have large ranges spanning many countries [e.g., 128 for Saker Falcon (*Falco cherrug*)], and 4% of threatened species occur in more than 20 countries. Restricted range species are more likely to be threatened, and there are 2,720 species with breeding/nonbreeding ranges of <50,000 km² (**Figure 1c**). Some threatened species are also migratory or nomadic (239, 16%) and represent considerable transboundary conservation challenges. Ongoing taxonomic refinement resulting in splitting of polyphyletic species has thus far not had a great impact on the overall proportion of threatened species. Newly split species are on average significantly less threatened than species whose taxonomic status remained unchanged (54), although this may change as land-use change intensifies in megadiverse tropical areas such as Amazonia (55).

Repeated assessments of extinction risk for all birds since 1988 provide information on trends in their status. The Red List Index (RLI) illustrates trends in survival probability (the inverse of extinction risk) based on the number of species in each Red List category and the number

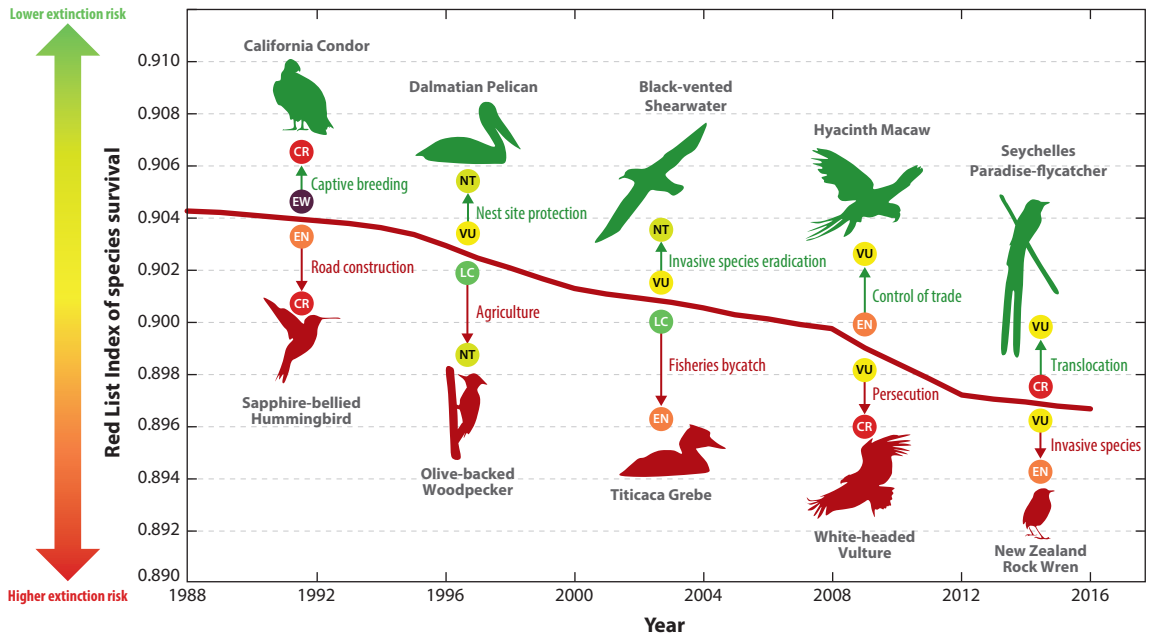


Figure 3

Red List Index for all bird species, showing trends in aggregate survival probability over time. Icons show examples of species downlisted to lower categories of extinction risk (*green*) or uplisted to higher categories of extinction risk (*red*) owing to genuine improvements or deteriorations in status. The threats driving these changes, or mitigated to enable improvements, are listed near each species, as are the Red List categories. Arrows show the approximate timing of transitions between Red List categories. Abbreviations: CR, Critically Endangered; EN, Endangered; EW, Extinct in the Wild; LC, Least Concern; NT, Near Threatened; VU, Vulnerable.

of species moving between Red List categories over time owing to genuine improvements or deterioration in status (31). The RLI has shown a steady deterioration in the conservation status of the global avifauna over the past three decades (**Figure 3**). Seventy species have improved in status sufficiently to qualify for lower categories of extinction risk since 1988, almost entirely owing to successful conservation actions. However, this number is outweighed by 391 species that have deteriorated in status sufficient to qualify for higher categories of extinction risk during this period, resulting in an overall decline in the RLI. A recent analysis projected that declines would continue under a Current Business as Usual scenario with contemporary economic growth, consumption patterns, and energy mix in the absence of new policies (56). Estimates based on current trends predict an overall effective extinction rate (i.e., average probability of extinction per species per year) of 2.17×10^{-4} /species/year, six times higher than the rate of outright extinction since 1500 (57).

5. PATTERNS AND TRENDS IN AVIAN EXTINCTIONS

At least 187 avian extinctions have been confirmed or suspected since 1500, 90% of which pertain to endemic insular species (6) concentrated on the Hawaiian Islands (33 taxa), mainland Australia and islands (8 taxa), the Mascarene Islands (32 taxa), New Zealand (20 taxa), and French Polynesia (16 taxa) (37). Introduced mammals are the primary driver of extinctions of insular bird species: Rodents are linked to the extinction of 52 bird species and cats to 40 species (58). Over the past 600 years, the rate of extinctions increased to a peak in the late nineteenth century, falling slightly through the early and mid-twentieth century, before increasing again in the late twentieth century

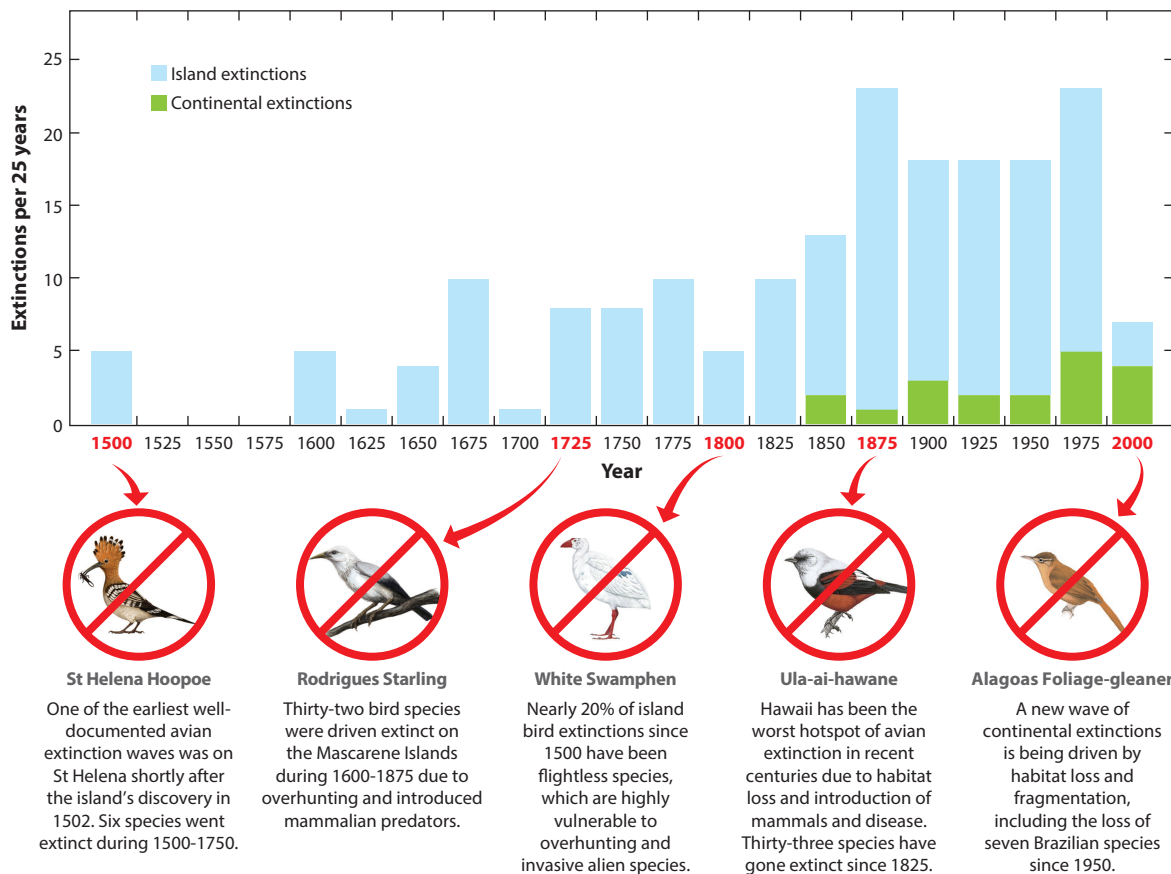


Figure 4

Number of bird extinctions per quarter-century on islands and continents since 1500. Updated from Butchart et al. (6), data from BirdLife International (37). Images show examples, with arrows indicating the quarter-century in which they went extinct. Image credits: St Helena Hoopoe reprinted with permission from Scott Reid; Rodrigues Starling by Michael B. H. (CC BY-SA 3.0); White Swamphen by Brian Small © Lynx Edicions; Ula-ai-hawane by Doug Pratt © Lynx Edicions; Alagoas Foliage-gleaner by Tim Worfolk © Lynx Edicions.

(6) (**Figure 4**). This change reflects a hiatus in insular extinctions and an increase in extinctions of continentally distributed species in highly fragmented tropical regions (**Figure 4**). Remnant fragments of Atlantic Forest in northeastern Brazil have emerged as one such focus of extinction, with two species recently lost from this region, Cryptic Treehunter (*Cichlocolaptes mazarbarnetti*) and Alagoas Foliage-gleaner (*Philydor novaesi*), and a third extinction, Pernambuco Pygmy-owl (*Glaucidium mooreorum*), strongly suspected (6, 59). The Cryptic Treehunter was described as a new species from historical museum specimens after its extinction. Further south in the Atlantic Forest, the Purple-winged Ground Dove (*Paraclaravis geoffroyi*) may also have been lost owing to forest loss and fragmentation, but persistent undocumented sightings provide some hope for its continued existence (60). Other species in the same biome are likely to be condemned to extinction unless immediate emergency conservation interventions occur. Even these may be too late for Stresemann's Bristlefront (*Merulaxis stresemanni*) (of which only one individual is known to survive) and Cherry-throated Tanager (*Nemosia rourei*) (with 11 known individuals). Although there are no confirmed recent continental extinctions in Asia, numerous threatened species have not been recorded in recent years and may prove to have been lost this century, including the Critically

Endangered Jerdon's Courser (*Rhinoptilus bitorquatus*), which has not been recorded since 2009 despite searches at the only known locality (37). Although the rate of insular extinctions may have fallen, with many prevented by last-minute conservation interventions (61), insular species are still disappearing: most recently the Poo-uli (*Melamprosops phaeosoma*) last recorded in Maui, Hawaii, in 2004 (6).

Extinctions prior to 1500 (baseline date for the IUCN Red List) are difficult to quantify. Fromm & Meiri (5) documented 469 species having disappeared over the past 50,000 years, but the most recent estimates suggest that 1,000 species (mostly flightless rails) have been lost from Pacific Islands following prehistoric human colonization of Polynesia (62). Higher-order taxa endemic to islands have been particularly prone to extinction as a result of these historical anthropogenic impacts, with the disappearance of all elephant birds (Aepyornithiformes) from Madagascar and all moas (Dinornithiformes) from New Zealand constituting a major loss of global functional and phylogenetic diversity. Furthermore, undescribed extinctions seem likely to have occurred in some continental systems in the tropics where extensive habitat loss occurred before the advent of scientific specimen collection (63).

Determining recent extinctions can be problematic given the difficulty of detecting the death of the last remaining individual, especially in remote and poorly surveyed locations where many potentially extinct species may occur. Incorrectly classifying a species as extinct risks the so-called Romeo Error of premature cessation of conservation action (64) and may also lead to a loss of scientific credibility upon later rediscovery of presumed extinct species (65). Media stories of 'rediscovered' species that were supposedly extinct are not uncommon, but nearly all of these relate to taxa that had not been classified as Extinct on the IUCN Red List. For example, 144 birds were "rediscovered" over a 122-year period since 1889, of which 86% are threatened with extinction, and most of the remainder were extant nonthreatened species (66). Of these, however, only Cebu Flowerpecker (*Dicaeum quadricolor*) had been previously classified as extinct on the Red List, along with New Zealand Storm-petrel (*Fregetta maoriana*), which Scheffers et al. (66) omitted. To support more accurate and consistent decisions on when to classify species as extinct, a more robust quantitative approach has recently been developed using information on the timing and reliability of records, timing and adequacy of surveys, and timing, extent, and intensity of threats (6).

6. THREATS CONTRIBUTING TO AVIAN BIODIVERSITY LOSS

6.1. Land-Cover and Land-Use Change

Continued growth of human populations and, especially, of per capita rates of consumption lead directly to conversion and degradation of primary natural habitats and consequent loss of biodiversity (**Figures 5 and 6**). Although global tree cover actually increased between 1982 and 2016, including by 95,000 km² in the tropical dry forest biome and by 84,000 km² in the tropical moist deciduous forest biome (67), this has been driven by afforestation with plantations (often of non-native species) plus land abandonment in parts of the Global North, with net loss in the tropics. Land-cover changes driven by human activities have been occurring for millennia and are likely to have reduced total bird abundance by between a fifth and a quarter since pre-agricultural times (30). Until recently, relatively few species had been driven to extinction primarily by land use (68), as most historical land-use change happened at temperate latitudes where species diversity is lower and geographic range sizes are often larger (69). However, ongoing loss of habitat through the twentieth and twenty-first centuries is now imperilling more species, with 1,213 globally threatened species impacted by ecosystem conversion, including 165 Critically Endangered species directly threatened by land-use change, and several recent extinctions driven by habitat loss (**Figures 3 and 6**).

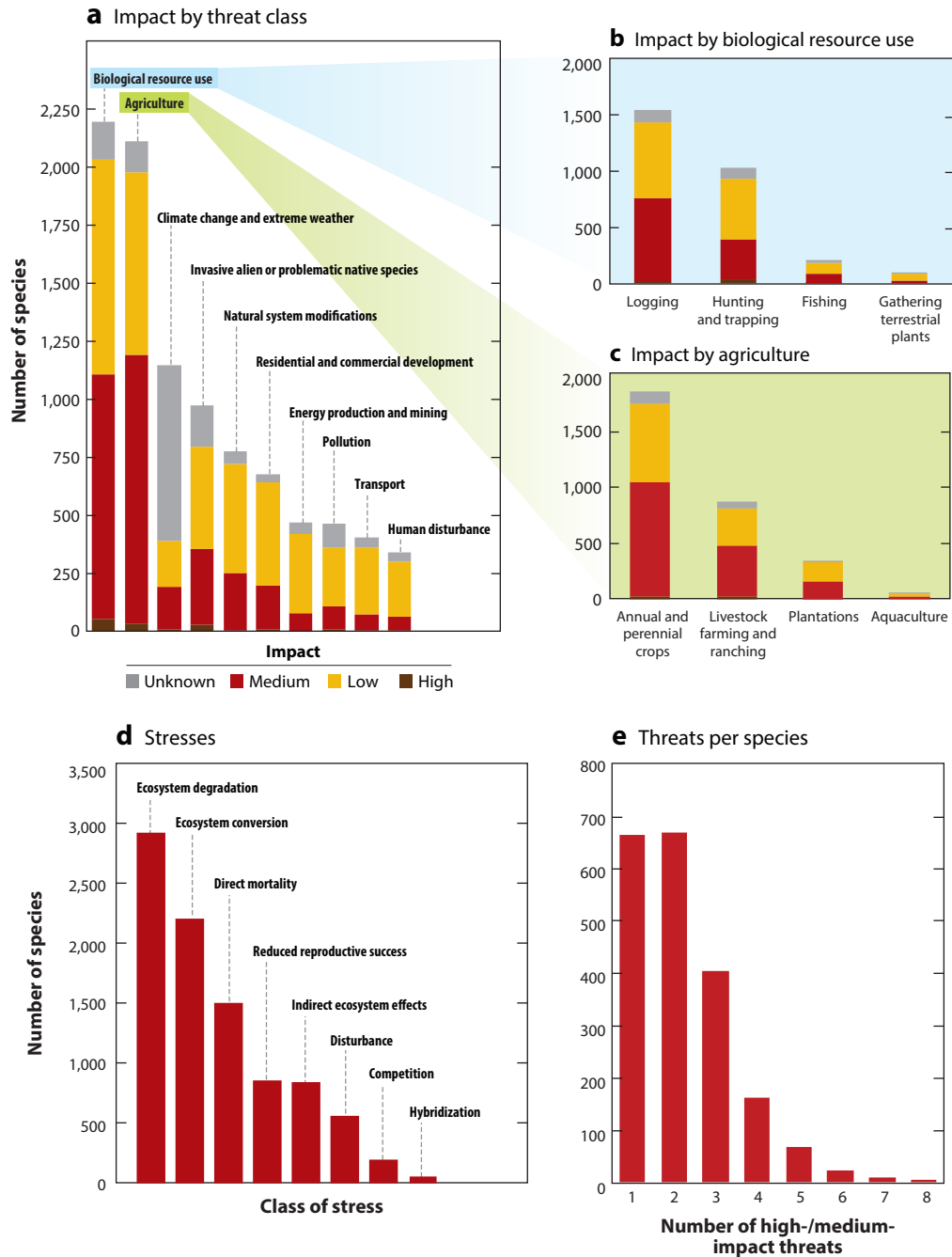


Figure 5

Threats to the world's birds, showing (a) the number of species impacted by each broad class of threat, (b,c) the number of species impacted by specific types of biological resource use and agriculture, (d) the number of species impacted by each type of stress caused by these threats, and (e) the number of species affected by different numbers of high- or medium-impact threats. Data from BirdLife International (37).

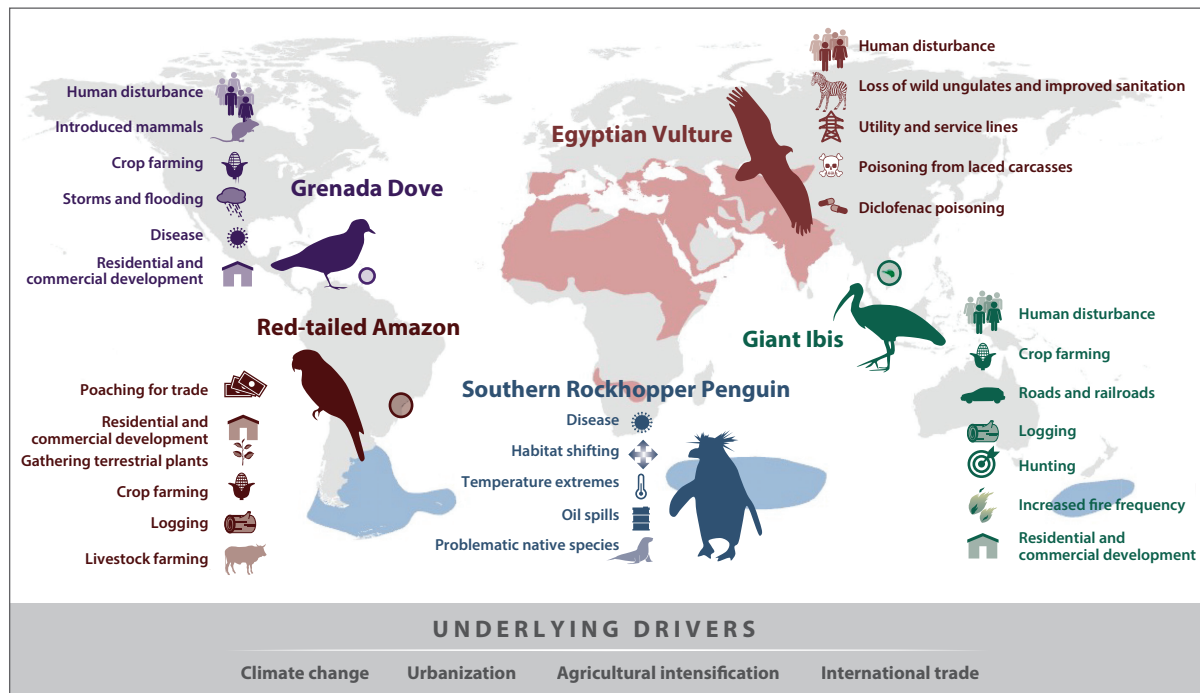


Figure 6

High- or medium-impact threats affecting five globally threatened bird species and the underlying drivers of these threats. Data from BirdLife International (37).

6.2. Habitat Fragmentation and Degradation

Habitat loss resulting from land-use change typically occurs concurrently with habitat fragmentation and habitat degradation, which interact synergistically to drive changes in avian community composition. Anthropogenic habitat fragmentation has long been understood to be a major driver of species loss, especially in the tropics. Species with low dispersal capacity may become marooned in habitat patches too small or too degraded by associated edge effects to meet their needs, making local extinction more likely. Bird dispersal capacity decreases at lower latitudes (70) and may partially underpin the stronger negative response to habitat fragmentation among tropical bird populations, which may be six times more sensitive to fragmentation than high-latitude species (15). This may reflect low rates of historical disturbance in many tropical regimes from, for example, glaciation and wildfires: environmental filters that may select for less vagile species (15). Many insectivorous tropical rainforest understory bird species are physiologically incapable of flying continuously more than 100 m (71). In addition, a behavioral reluctance to cross habitat discontinuities renders such species extremely extinction prone in fragmented landscapes (72). Species-area-isolation relationships are one of the strongest ecological rules, and fragment size is a very important predictor of species richness (72), while fragmentation effects remain a major threat to avian biodiversity, especially in the tropics (73). There is, however, emerging experimental evidence of selection pressures acting on members of fragmentation-sensitive guilds to mitigate these impacts. For example, dispersal success was higher for White-shouldered Fire-eye (*Pyriglena leucoptera*) from fragmented than continuous forest landscapes in dispersal challenge experiments (74).

Habitat degradation: disturbance to natural habitats that does not involve wholesale destruction of the habitat but does impair ecosystem functions

Deforestation: the process of completely removing (i.e., clear-cutting) all forest vegetation, normally to be replaced by an anthropogenic land use

Disturbance events like selective logging, wildfires, overgrazing by domestic animals, and defaunation by hunting can reduce habitat quality, leading to degradation. Degradation affects vast swathes of tropical forests, and different disturbance events interact synergistically with selectively logged forests rendered drier and more flammable due to canopy perforation, and more accessible to hunters and miners due to logging roads and skid trails. In many tropical forest regions, such as Amazonia, habitat degradation occurs across a larger spatial extent than deforestation and therefore accounts for greater biodiversity loss (75). Although degraded forests retain fewer species of conservation concern than undisturbed forests, they still have considerable conservation value, far exceeding secondary forests, plantations, and nonforest land uses (76). Forest degradation impacts on birds also include less obvious effects that can impact fitness, such as changes in the production of stress hormones (77). Degradation of grassland and savanna ecosystems is also a major driver of avian biodiversity loss. In central and western North America, where rangelands have been subject to overgrazing, fire suppression, ecological succession by woody plants, and invasion by exotic grasses, exacerbated by recurrent severe droughts (78).

6.3. Hunting and Trapping

Hunting for food (for example, bushmeat), for sport, for trade, or in response to human-wildlife conflicts, can be a driver of habitat degradation, leading to cascading indirect effects on ecosystems as processes such as seed dispersal, herbivory, or predation are changed or impaired. This is amplified at lower latitudes owing to a latitudinal gradient in biotic interactions (79). Loss of seed-dispersing species like hornbills results in a disturbance-mediated drift in tree species composition, with cascading impacts on community structure and even forest carbon stocks (80). Functional extinction of large raptors and large mammalian predators owing to conflicts over livestock or game may act in synergy with land-use change to promote mesopredator release, leading to declines in ground-nesting birds (81) or changes in vegetation structure following overbrowsing by burgeoning deer populations. As well as promoting indirect effects, hunting can also drive declines in targeted species, resulting in their endangerment. Loss of large-bodied bird species in accessible unprotected tropical forests is widespread and may be the most important threat to some species like Wattled Curassow (*Crax globulosa*) and other galliformes in landscapes less affected by habitat loss. Such defaunation can be pervasive; for example, across Northeast India, Indochina, Sundaland, and the Philippines, large areas of suitable habitat have few species of vertebrates weighing more than 1 kg (82). Defaunation is not an exclusively tropical phenomenon, and unsustainable extraction for food, sometimes coupled with sport hunting, remains an issue at temperate latitudes too. For example, 11–36 million birds are estimated to be killed/taken illegally in the Mediterranean region, including 2 million in Italy (83). Migratory birds are at particular risk of overharvesting. For example, Jiguet et al. (84) recently demonstrated that Ortolan Buntings (*Emberiza hortulana*) trapped in South West France come from declining northern and western European populations rather than stable populations elsewhere, as claimed by hunting advocates—a finding that supports a ban on the harvest of the species. Hunting may also have significant sublethal effects through disturbance, resulting in reduced habitat quality (85) and indirect lethal impacts through the ingestion of lead shot by target and nontarget species (86). Marine overharvesting also impacts birds, directly through fisheries bycatch and indirectly by prey depletion (87).

Unlike hunting, which is more typically a local phenomenon driven by demand for food or sport, wildlife trade is driven by demands for species as pets or products. For example, Helmeted Hornbills (*Rhinoplax vigil*), which are found across 3,570,000 km² of Southeast Asia, are now classified as Critically Endangered owing to high demand for their casques in China, resulting

in massive depletion of populations, principally in Sumatra and Borneo (88). Scheffers et al. (89) report that 45% of 10,278 bird species have been recorded in wildlife trade, and traded species are more threatened than nontraded ones. Unsustainable levels of hunting and trapping to fuel the wildlife trade are particularly prevalent in Indonesia, and has precipitated an “Asian Songbird Crisis” with estimates of greater than 3 million White-rumped Shamas (*Kittacincla malabarica*) and greater than 2 million Oriental Magpie-robins (*Copsychus saularis*) held in captivity in Java (90), many of which will have been sourced from elsewhere given the dwindling extent of forest on Java. The trade in wild birds itself is seemingly shifting from physical markets to virtual marketplaces, for example, Siriwat & Nijman (91) found 261 individuals of 17 species of raptors offered for sale on Facebook between February 2017 and January 2019.

6.4. The Impact of Invasive Alien Species and Disease

Once species richness and phylogeny are accounted for, the bird families under the highest current degree of extinction risk are primarily threatened by invasive alien species, especially in small island systems (92) (Figure 4). Predation by introduced mammals such as rats, mice, cats, dogs, and pigs is both a major historical driver of avian extinctions and a major contemporary threat (68). Globally, 766 species are threatened by invasive species (with 300 species suffering high or medium impacts). Of those threatened by named invasive species, 572 are threatened by mammals (230 species suffering high or medium impacts) such as the Henderson Petrel (*Pterodroma atrata*) threatened by Polynesian Rats (*Rattus exulans*) and domestic cats. Pets or their feral descendants are a major cause of biodiversity loss through disturbance and predation. For example, domestic cats kill an estimated 2.4 billion birds in the United States annually (93), and disturbance from dogs can lower habitat availability for many shorebird species (94). The introduction of exotic fish species has also been a key or contributing factor in the extinction of freshwater birds, such as the Alaotra Grebe (*Tachybaptus rufolavatus*), Atitlán Grebe (*Podilymbus gigas*), and Colombian Grebe (*Podiceps andinus*), and remains a significant threat to other waterbird species, through predation, competition, and modification of freshwater conditions (37).

There are fewer problems associated with invasive herptiles, with some exceptions, notably the accidental introduction of the Brown Tree Snake (*Boiga irregularis*) to Guam in the Pacific, which precipitated the loss of 9 of 11 landbird species, including three endemic species that became globally extinct and another—the Guam Rail (*Hypotaenidia owstoni*)—that very nearly did but was saved by an ex situ population that has now been successfully reintroduced into the wild (37). Introduced Brown Tree Snakes are also suspected of driving declines in endemic bird species on Saipan in the Mariana Islands (95) and remain a major potential threat to the small vertebrate faunas of many small islands. Impacts of the collapse of the forest bird community on Guam cascade across the ecosystem, leading, for example, to competitive release of spiders that have attained densities 40 times higher than neighboring islands (96) and broken mutualistic interactions as plants lose their pollinators, resulting in lower recruitment of native plants (97). It is not only non-native vertebrates that cause problems for insular birds; invasive ants of several species are emerging as a threat—especially to seabird colonies by causing nest site abandonment and reducing hatching success, growth rates, and survival (98). One of the major threats to Mangrove Finches (*Camarhynchus heliobates*) in the Galapagos Islands is the invasive alien avian vampire fly (*Philornis downsi*), whose larvae live in the nest base and emerge at night to feed on the blood and tissues of nestlings (99).

A total of 971 alien bird species were introduced accidentally or deliberately to 230 countries and administrative areas between 6000 BCE and AD 2014, with richness of exotics highest at mid-latitudes (100). Despite being widespread, Baker et al. (101) were only able to identify negative

impacts on native bird species arising from the successful establishment of ten species of introduced birds, via hybridization, competition, disease, and brood parasitism. Among the most problematic invasive species is the Mallard (*Anas platyrhynchos*), which threatens the genetic integrity of the Hawaiian Duck (*Anas wyvilliana*) and Pacific Black Duck (*Anas superciliosa*) through hybridization. Most negative interactions involving introduced bird species occur on oceanic islands, with impacts on other bird species in continental systems being rarer, although socioeconomic impacts may be more significant, for example, from crop damage (102).

Introduced and domesticated bird species may also pose a risk to wild birds, particularly in insular systems through enhanced disease transmission. For example, avian malaria (*Plasmodium relictum*) was a significant causal factor in the extinction of several native Hawaiian bird species and regulates both the geographic distribution and abundance of those that persist (103), many of which are now at high risk of extinction (37). Disease is also a threat to species with large population sizes, for example, disease outbreaks (including avian pox) are known to have driven declines in several species of penguins (104), and West Nile virus is estimated to have reduced the population size of the Yellow-billed Magpie (*Pica nutalli*) by nearly 50% (37). Reverse zoonoses have recently been documented in Antarctica, with visiting humans introducing *Salmonella* and *Campylobacter* bacteria, which have been subsequently found in seabirds (105). Major disease outbreaks associated with garden bird feeders are being increasingly reported in Europe and North America, especially of trichomonosis caused by infection with the protozoan parasite *Trichomonas gallinae*, which has jumped from pigeons to infect other groups (including birds of prey and passerines), precipitating a 66% decline in the UK population of the European Greenfinch (*Chloris chloris*) (32).

6.5. Infrastructure, Energy Demands, and Pollution

Concomitant rising demands for energy, and changes in energy infrastructure globally, represent both challenges and opportunities for avian conservation (Figure 5). An increasing green energy matrix should lead to a reduction in fossil fuel usage, which should dampen climate change impacts, but some green energy infrastructure like wind turbines can provide significant collision hazards for particular bird species, especially larger-bodied and soaring species (106). Irrespective of the technology used to generate power, the electricity grid is growing at around 5% per year, resulting in a proliferation of new powerlines, which already kill hundreds of thousands to millions of birds every year (107). For some species, like the Great Indian bustard (*Ardeotis nigriceps*), powerlines represent the most significant threat (108).

Other types of human infrastructure also pose threats to bird species, with buildings considered to be the second largest anthropogenic cause of direct avian mortality, killing an estimated 365–988 million birds annually in the United States, especially species that migrate at night (109). Artificial light at night (ALAN) a form of pollution], often associated with buildings, impacts the ability of migrating birds to access cues for navigation and orientation, and can also act as a major sublethal impact to birds if they are forced to stop over in lower quality urban habitats on migration. The pervasive influence of ALAN is well illustrated by the impacts of the September 11 Memorial and Museum’s “Tribute in Light” in New York, which is estimated to have influenced ~1.1 million birds across a 7-day period over 7 years (110).

Petroleum is a significant environmental pollutant across both marine and terrestrial ecosystems, often as a result of oil spills, which may vary from infrequent but catastrophic oil-well blowouts or marine vessel spillages to smaller-scale terrestrial leaks from refineries, pipelines, and land transport. Most reported oil spills emanate from the Northern Hemisphere, particularly around North America, which to an extent matches geographical locations of production, but also likely encompasses considerable reporting bias. Chilvers et al. (111) reviewed impacts

from publicly available databases on spills and found that of 1,702 reported spills, 312 were reported as having impacted wildlife, including birds in 45% of cases. Oil affects birds directly through physical contact, inhalation, and ingestion and indirectly by reducing habitat quality and prey populations. Plastics, a derivative of petroleum, are one of the most abundant sources of anthropogenic litter and an emerging threat to biodiversity, especially marine life. Birds may be impacted by direct or indirect ingestion, through entanglement (“ghost” fishing gear is often made from plastic) and habitat degradation, resulting in a continuum of lethal and sublethal effects impacting at least 226 seabird species (112). Plastic ingestion is common in procellariiform seabirds, including the only species so far with inferred population impacts from plastic ingestion: the Flesh-footed Shearwater (*Puffinus carneipes*) (113).

6.6. Agrochemical and Pharmaceutical Usage

Environmental pollution can have both direct and indirect impacts on birds, causing direct mortality by poisoning, reductions in breeding success, and declines in habitat quality and resource availability (Figure 4). Pollution, in addition to agricultural and industrial sources, impacts at least 225 threatened species. Sixty years after the publication of Rachel Carson’s influential book *Silent Spring*, agrochemicals remain a major threat to wild birds; 2.7 million individual birds are estimated to die annually in Canada alone from pesticide ingestion, for example (93). Sublethal impacts of pesticides are also widespread. For example, the neurotoxic neonicotinoid insecticide imidacloprid has been shown to have contributed to declines in insectivorous bird populations in the Netherlands via depletion of their insect food resources (114). Declines in insect populations resulting from pollution caused by biocides, fertilizer, and artificial light may underpin loss of avian abundance observed across much of Europe and North America (115). Pharmaceuticals used in animal husbandry are also a major threat to some necrophagous species; for example, the veterinary diclofenac has precipitated catastrophic declines in *Gyps* vultures in Asia (37) and has been authorized for sale in several European countries where it may cause similar harm (116). Cumulative impacts of fertilizer use are also a major indirect threat, especially to waterbirds and seabirds, as they may lead to the creation of hypoxic aquatic “dead zones” as energy is diverted from consumers to microbes. Increase in fertilizer usage is generally associated with negative impacts on aquatic bird populations, although these are slowly reversible if pollution can be reduced (117). Increased nutrient loads may also contribute to multiple impacts facing some bird populations and driving population declines. For example, Common Eider (*Somateria mollissima*) populations in the Baltic/Wadden Sea face a combination of top-down and bottom-up processes—direct population regulation by predation of breeding females by resurgent White-tailed Eagle (*Haliaeetus albicilla*) populations and indirect bottom-up regulation by nutrient concentrations in seawater affecting their mussel prey (118).

6.7. Climate Change

Species are already responding in diverse ways to changes in temperature and precipitation regimes, with modeling efforts indicating that these changes are likely to become more dramatic as the twenty-first century progresses. There is already extensive evidence for range contractions and range expansions mediated by differing life histories and geographical contexts. For example, Rushing et al. (119) found that ranges of resident birds in North America have expanded along their northern margin, and those of migratory species have contracted at their southern margin. This pattern of varying responses by migratory guilds has also been observed in Europe, North America, and India, where climate change is considered to be a major driver of change, for example, in Finland where 37% of species were shown to have expanded their ranges, and 35%

underwent range contractions, with long-distance migratory species most affected (120). Tropical bird species are anticipated to be especially threatened given their restricted ranges leave them with very narrow climate niches, with predictions of hundreds of extinctions driven by climate change by 2100 (121). Tropical mountain-top species are likely to be most impacted, and there is already ample evidence of upslope range shifts, even resulting in local extinction, for example, in the Cerro de Pantiacolla in Peru where a 2017 expedition failed to detect 8 of 16 ridgetop specialists recorded in 1985 (122). Species occupying the polar regions may be especially negatively impacted given that warming impacts are more pronounced at high latitudes.

Climate change contributes to a suite of impacts facing migratory species, with impacts particularly pronounced for species that breed in the Arctic latitudes. Howard et al. (123) found that European long-distance migrant birds are likely to face more protracted and longer migratory journeys in the future, necessitating additional refueling stopovers. Migratory birds also face a threat of phenological mismatch if they are unable to time their arrival and onset of reproduction with pulses of resource availability (124). Those that do advance arrival times run the risk of inclement weather when breeding earlier, causing higher mortality (125). Climate dipoles are lasting and predictable fluctuations in temperature appearing at two different geographic locations at the same time; they are responsible for the generation of ecological dipoles determining species distributions in space and time (126). For example, they determine interannual variation in distribution of irruptive species like Pine Siskins (*Spinus pinus*) (127). Climate change is likely to disrupt these teleconnections, resulting in far-reaching impacts on climate niches of avian species. Again, they may be especially problematic for highly migratory species and interact with other threats such as land-cover change (128). Some hope for birds to keep pace with global change comes from evidence of avian morphological adaptation to climate change, with reductions in body size in North American species demonstrated over a 40-year period (129).

6.8. Global Trade Teleconnections

Global trade teleconnections now increasingly underpin biodiversity loss, with agricultural and silvicultural commodities like beef, oil seed crops, and timber shipped across the globe (17). In 2011, 33% of biodiversity impacts in Central and South America and 26% in Africa were driven by consumption in other parts of the world (130). Not only movement of goods can affect birds via impacts on habitats but also movements of people, with, for example, 62 Critically Endangered and Endangered bird species (especially seabirds and waterbirds) threatened by tourism (131); however, ecotourism and hunting tourism provide an important economic and cultural incentive for biodiversity conservation in some contexts (e.g., southern Africa). In the wake of the COVID-19 (coronavirus disease 2019) pandemic, African protected areas are facing reduced funding through a collapse in tourism, restrictions on the operations of conservation agencies, and increased poaching, tree cutting, artisanal mining, and protected area encroachment (132). Some positive evidence of transitory reductions in anthropogenic impacts on birds as a result of the pandemic have also emerged. For example, Schrimpf et al. (133) looked at the response of 82 bird species in pandemic-altered areas of North America and found differences in distribution in 80% of species, most of which increased in urban habitat and near major roads, especially where lockdowns coincided with peak bird migration.

7. SOLUTIONS TO LOSS OF AVIAN DIVERSITY

Efforts to stem the tide of avian extinctions and loss of wider abundance through the twenty-first century require a substantial expansion of existing efforts, as well as a focus on new ones and a solid knowledge base of threats to individual species and their severity (**Figure 6**). Key actions

required include effective conservation of the most important sites, mitigation of key direct threats, broader-scale policy responses, and targeted recovery actions for those species for which threat mitigation and site/habitat conservation are insufficient (**Figure 7**). All of these actions will require much greater attention to the human context and social dimensions of environmental issues, as the success of each depends on changes in human behavior.

Site-based conservation is the single highest priority action for 76% of threatened bird species (134). Extensive efforts over the past four decades have made considerable progress in identifying the most important locations for conserving bird species. More than 13,600 Important Bird and Biodiversity Areas (IBAs)—sites of significance for conservation of birds—have now been identified worldwide, covering 6.7% of land and 1.6% of oceans (totaling 3.1% of the Earth's surface area) and representing 83% of all Key Biodiversity Areas (KBAs) identified to date (135). A subset of 127 KBAs have been identified as Alliance for Zero Extinction sites because they hold the last remaining population of one or more of the 185 Critically Endangered or Endangered bird species. Many IBAs are covered by protected areas: 20.1% are completely and 44.6% are partially covered by protected areas. The remainder are either priorities for targeting designation of new or expanded protected areas or for recognizing other effective area-based conservation measures (OECMs), such as community-managed reserves and other types of management outside protected areas that benefit biodiversity without necessarily having this as a stated objective (136). Given many governments' recent commitment to expand protected areas and OECMs to cover 30% of their territories, and ongoing negotiations through the Convention on Biological Diversity to adopt an equivalent global target for protecting and conserving 30% of land, sea, and freshwater ecosystems, there is a timely opportunity to substantially scale up site-based (IBA/KBA) conservation for threatened bird species in the coming decade. This needs to occur alongside much stronger efforts to manage these sites effectively, tackling key threats, preventing habitat loss and degradation, and restoring habitat where needed. Far too many protected areas currently fail to meet their management objectives and are effectively “paper parks.”

Protection and effective conservation of key sites must be complemented by broader-scale policy measures to retain and restore natural habitats in wider landscapes and in the oceans. Valuing primary habitats, either through Reducing Emissions from Deforestation and forest Degradation schemes, which create a financial value for the carbon stored in forests, or via best-practice resource management such as low-intensity logging, are likely to be key pathways to maintain and expand these habitats. Land abandonment is increasingly ceding space for birds in secondary habitats. Secondary forests are ubiquitous across the tropics, and their value for species of conservation concern tends to increase with their age (137). There is thus an urgent need for the incentivization of habitat restoration on privately owned lands, without compromising food security, which will require shifts in consumption patterns (17). Global-scale modeling has indicated that habitat restoration is key to mitigating the conjoined climate and biodiversity crises, with a modest restoration of 5% of converted lands in priority areas potentially averting 60% of expected extinctions and at the same time sequestering 299 gigatonnes of CO₂, with forests and wetlands as priority habitats (138). Alongside traditional conservation goal-orientated approaches, rewilding offers a complementary approach that focuses on restoring lost ecological processes mediated by species interactions and is often dependent on reintroduction of lost species or domesticated ecological surrogates (139). This has amplified calls to refocus some agri-environmental subsidies—from marginal farming to large-scale rewilding projects—although this can be delivered along a continuum of deintensification from wilder farming to nominal wilderness. Care needs to be taken, however, to avoid perverse impacts, especially surrounding tree-planting on ancient grassland biomes (140).

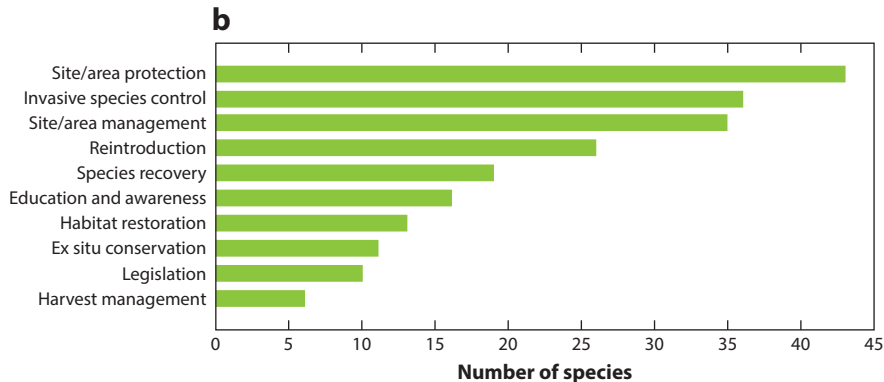
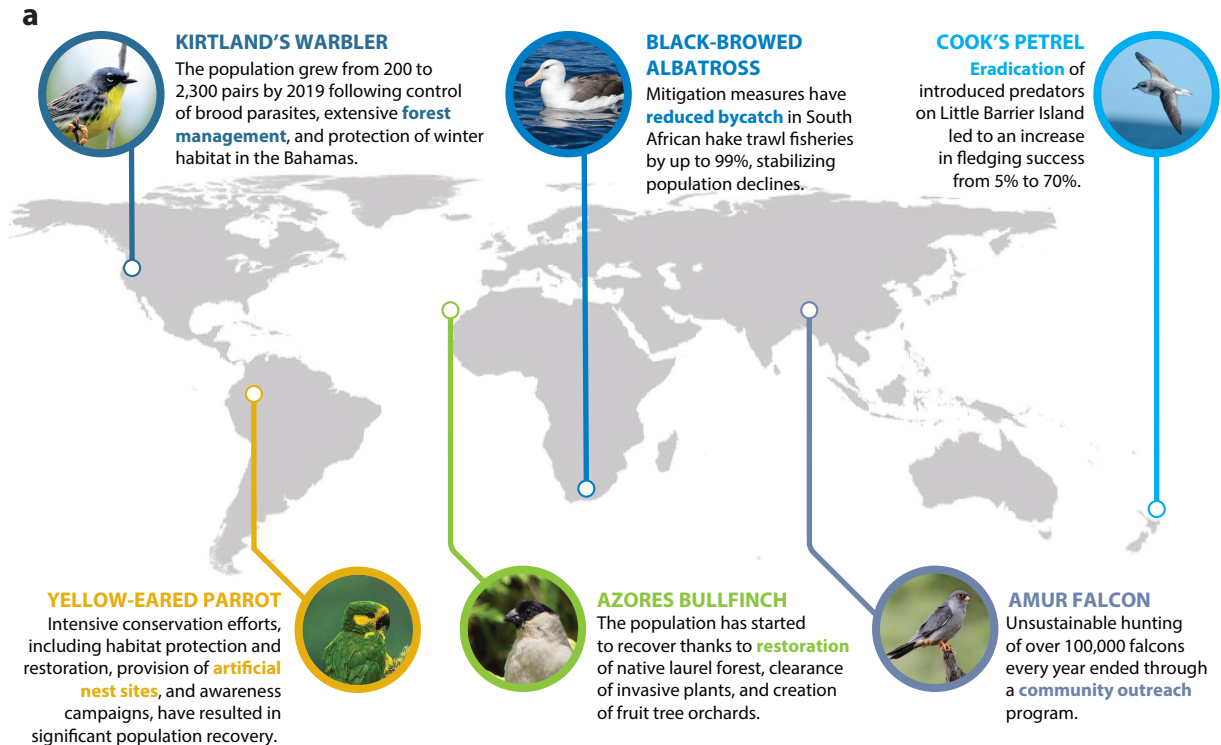


Figure 7

(a) Examples of successful bird conservation efforts. Key actions for each species are shown in colored, bold text. Image credits: Kirtland's Warbler by Joel Trick, USFWS (CC BY 2.0); Black-browed Albatross by JJ Harrison (CC BY-SA 3.0); Cook's Petrel by Aviceda (CC BY 3.0); Yellow-eared Parrot by Francesco Veronesi (CC BY-SA 2.0); Azores Bullfinch by Putneymark (CC BY-SA 2.0); Amur Falcon by Derek Keats (CC BY 2.0). (b) The top ten actions implemented for species that have been downlisted on the IUCN Red List. Data from BirdLife International (37). Abbreviation: IUCN, International Union for Conservation of Nature.

Nevertheless, the sustainable management of production landscapes may still be key for bird conservation, especially in the tropics where they overlap with biodiversity hotspots, and may provide conservation opportunities for bird species with highly localized distributions. Within those rural landscapes, remnants of native ecosystems, linear habitats (e.g., riparian vegetation, hedgerows), and even crops may be used as landscape management tools for bird conservation by providing habitat and connectivity, including for threatened and range-restricted species (141). Market-based solutions and economic incentives in production landscapes may be used to further leverage bird-friendly habitats (142).

Addressing unsustainable exploitation of birds requires awareness-raising and enforcement to prevent illegal killing and taking of birds (for food, sport, pets, etc., and because of persecution), even in European countries (143). Sustainable management of hunting of birds is often hampered by inadequate information on harvest levels—particularly for migratory species like shorebirds that cross national frontiers and require flyway-level monitoring policy approaches (144). In tandem with delivering meaningful protection and appropriate bag limits, more efforts need to be made to foster proenvironmental actions among hunters. The success of a huge public-private partnership, including the North American hunting NGO Ducks Unlimited, was driven by a well-funded government policy—the North American Wetlands Conservation Act—which catalyzed the restoration of millions of hectares of wetlands to successfully boost game numbers; it remains a good example of success that has not been widely replicated (45). More than 160 native bird species have benefited from at least 1,084 successful eradications of invasive animals on 806 islands worldwide to date (37). For example, the Black-vented Shearwater (*Puffinus opisthomelas*) recovered spectacularly on Isla Natividad, Mexico, following pig, goat, and cat eradication.

Telecoupled threats to biodiversity need to be met with coordinated conservation solutions. Information flows can be used to leverage pressure on multinational companies and governments to pursue sustainable practices via, for example, moratoria on deforesting commodities, certification schemes, zero-deforestation pledges, and a focus on affluent consumers in emerging and high-income economies (145). Given the link between ineffective governance and biodiversity loss, there is a critical need for efforts to strengthen governance, particularly in the Global South (47). However, solutions to avian biodiversity loss need to be socially just and will likely be strengthened by knowledge cocreation by and for local actors, such as community-based monitoring. Bird conservation can even function as an incentive for joint cooperative actions between communities divided by strife, as a form of bottom-up conflict transformation (146).

For species on the brink of extinction, the “emergency room” option of ex situ conservation measures may be necessary. These directly averted extinction of more than a dozen bird species in the past three decades, including six Extinct in the Wild species (61). The role of zoos or other ex situ facilities remains an essential conservation strategy for 45 bird species, and a prudent approach for a further 192 species (147). Many threatened birds are found in taxonomic families for which there is virtually no history of captive husbandry, and hence there may be unforeseen challenges. Captive-breeding may be the only option likely to secure the short-term future of species like the Alagoas Antwren (*Myrmotherula snowi*) (59). In this case, any ex situ work would need associated investment to secure land for habitat restoration, as the species is disappearing because of forest loss, fragmentation, and degradation. In other cases, it is illegal wildlife trade, rather than habitat loss, that has been the most important threat, yet working with local private bird-keepers may be critical to acquire husbandry knowledge and to source birds for conservation breeding programs, as has been the case in Java with the Black-winged Starling (*Acridotheres melanopterus*) and Sumatran Laughingthrush (*Garrulax bicolor*) (148). The possible extinction of the Purple-winged Ground Dove (*Paraclaravis geoffroyi*) of the Atlantic Forests of South America was easily preventable, as there had been a large ex situ population maintained by private breeders,

but legislative changes effectively made this illegal at a time when the species was fast disappearing from the wild (60). Co-opting experienced private bird-breeders may be important in some cases and may even need to involve amnesties for illegal possession of Critically Endangered species and surrender of those birds to conservation breeding initiatives.

Ornithologists also have to address data gaps in order to understand which species and habitats are in greatest need of conservation interventions (149). There has been a renewed commitment by conservationists to finding innovative solutions to limit biodiversity decline, especially in the face of climate change, such as use of artificial intelligence [AI (150)]. Successful application of such innovative techniques holds huge potential for mobilizing new data to inform IUCN Red List assessments of species, especially for poorly known species. Additionally, if appropriately applied, AI techniques can help to address current biodiversity data collection and monitoring challenges, which will help reduce cost and labor intensity associated with data collection. Quantifying and celebrating avian conservation successes can be facilitated by the application of the IUCN Green Status of Species: a new global standard to measure how close a species is to being fully ecologically functional across its range, and how much it has recovered as a result of conservation efforts (151).

8. CONCLUSIONS

In contrast to the situation for many other taxa, we have a very good understanding of spatiotemporal patterns of diversity in the class Aves, and the measures needed to recover populations of most threatened species. A lack of progress in conserving these species usually reflects a lack of resources or political will, rather than a lack of knowledge of what needs to be done. For declines in commoner species, there is often greater uncertainty in the relative importance of sometimes dozens of threats and their often-interlinked drivers, hampering efforts to identify the most cost-effective interventions that can be applied at landscape scales. Nevertheless, in general, we have sufficient information to determine the key actions required to slow down and ultimately reverse avian biodiversity loss. The growing footprint of the human population represents the ultimate driver of most threats to avian biodiversity, so the success of solutions will depend on the degree to which they account for the social context in which they are implemented, and our ability to effect changes in individual and societal attitudes and behaviors (152). Emerging concepts of conservation social science can inform efforts to address biodiversity loss (153) and to achieve more effective and sustainable conservation outcomes (154), linking birds to human well-being, sustainability, climate resilience, and environmental justice.

SUMMARY POINTS

1. Birds are a globally ubiquitous and very well-studied group offering a unique opportunity to assess the health of an entire limb of the evolutionary tree of life and the environment more generally.
2. Globally, there has been a deterioration in the conservation status of the majority of bird populations, including that of many formerly abundant species, especially at temperate latitudes.
3. Threatened species are concentrated in the tropics, which host the richest avian diversity.
4. Most avian extinctions have occurred historically on islands, but a wave of extinctions now appears to be impacting continentally distributed species.
5. The most significant threats to avian biodiversity are habitat loss, fragmentation, and degradation coupled with human overexploitation and invasive alien species.

6. Climate change is an important emerging driver of change in bird communities and is a particular concern for tropical montane, polar, and migratory species.
7. A portfolio of conservation interventions is available to prevent bird extinctions, with considerable success already documented through evidence-based conservation actions.
8. Reversing the wider loss of avian biodiversity and abundance is a considerably greater challenge, necessitating transformative change across all sectors of society.

FUTURE ISSUES

1. Further research is needed to determine the degree to which birds are effective indicators for other taxa: identifying which groups are least well-predicted by avian distributions and trends, and in which regions and habitats are birds less effective as proxies.
2. Reliable estimates of population abundance and change not inferred from habitat remain elusive for most species, especially in the tropics.
3. There remain gaps in our knowledge of the relative importance of different threats to each species and their cumulative impacts; not all factors causing significant avian mortality are necessarily driving population declines.
4. Novel and more effective solutions applied at scale are needed to facilitate demand reduction for overharvested wild birds.
5. Green energy transitions are essential to limit dangerous climate change but can have negative impacts on birds if inappropriately implemented.
6. Improved understanding is needed of how interactions between species benefiting from anthropogenic activities may unleash trophic cascades affecting rarer species.
7. Eradication of populations of invasive alien species can be spectacularly effective, but there are challenges in scaling them up to larger islands and continents.
8. Countries in the Global South support considerably more avian biodiversity by virtue of biogeography and land-use history, so Global North governments must play a greater role in financing conservation of tropical diversity.
9. Novel approaches and scaled-up efforts are needed to shift human societies onto economically sustainable development paths within planetary boundaries in order to reverse declines in avian biodiversity.

DISCLOSURE STATEMENT

The authors are not aware of any affiliations, memberships, funding, or financial holdings that might be perceived as affecting the objectivity of this review.

ACKNOWLEDGMENTS

We are grateful to Beth Clark, Nigel Collar, Ashley Dayer, Paul Donald, Richard Gregory, Yadvinder Malhi, Rob Martin, and Roger Safford for comments, data, and other inputs, and to Ashley Simkins for help in producing **Figure 1** and undertaking spatial analyses. The

contributions of BirdLife International authors to this review were supported by the Aage V. Jensen Charity Foundation.

LITERATURE CITED

1. Clarke J, Middleton K. 2006. Bird evolution. *Curr. Biol.* 16:R350–54
2. Longrich NR, Tokaryk T, Field DJ. 2011. Mass extinction of birds at the Cretaceous–Paleogene (K–Pg) boundary. *PNAS* 108:15253–57
3. Field DJ, Bercovici A, Berv JS, Dunn R, Fastovsky DE, et al. 2018. Early evolution of modern birds structured by global forest collapse at the end-Cretaceous mass extinction. *Curr. Biol.* 28:1825–31
4. Dyke GJ. 2001. The evolutionary radiation of modern birds: systematics and patterns of diversification. *Geol. J.* 36:305–15
5. Fromm A, Meiri S. 2021. Big, flightless, insular and dead: characterising the extinct birds of the Quaternary. *J. Biogeogr.* 48:2350–59
6. Butchart SH, Lowe S, Martin RW, Symes A, Westrip JR, Wheatley H. 2018. Which bird species have gone extinct? A novel quantitative classification approach. *Biol. Conserv.* 227:9–18
7. Mehlum F, Gjessing Y, Haftorn S, Bech C. 1988. Census of breeding Antarctic petrels *Thalassoica antarctica* and physical features of the breeding colony at Svarthamaren, Dronning Maud Land, with notes on breeding snow petrels *Pagodroma nivea* and south polar skuas *Catharacta maccormicki*. *Polar Res.* 6:1–9
8. Goldsworthy PM, Thomson PG. 2000. An extreme inland breeding locality of snow petrels (*Pagodroma nivea*) in the southern Prince Charles Mountains, Antarctica. *Polar Biol.* 23:717–20
9. Barros R, Medrano F, Silva R, de Groot F. 2018. First breeding site record of Hornby's storm petrel *Oceanodroma hornbyi* in the Atacama Desert, Chile. *Ardea* 106:203–7
10. Weimerskirch H, Bishop C, Jeanniard-du-Dot T, Prudor A, Sachs G. 2016. Frigate birds track atmospheric conditions over months-long transoceanic flights. *Science* 353:74–78
11. Laybourne RC. 1974. Collision between a vulture and an aircraft at an altitude of 37,000 feet. *Wilson Bull.* 86:461–62
12. Wienecke B, Robertson G, Kirkwood R, Lawton K. 2007. Extreme dives by free-ranging emperor penguins. *Polar Biol.* 30:133–42
13. Davies RG, Orme CDL, Storch D, Olson VA, Thomas GH, et al. 2007. Topography, energy and the global distribution of bird species richness. *Proc. R. Soc. B.* 274:1189–97
14. Salisbury CL, Seddon N, Cooney CR, Tobias JA. 2012. The latitudinal gradient in dispersal constraints: Ecological specialisation drives diversification in tropical birds. *Ecol. Lett.* 15:847–55
15. Betts MG, Wolf C, Pfeifer M, Banks-Leite C, Arroyo-Rodríguez V, et al. 2019. Extinction filters mediate the global effects of habitat fragmentation on animals. *Science* 366:1236–39
16. Newton I. 2003. *The Speciation and Biogeography of Birds*. London: Academic
17. Barlow J, França F, Gardner TA, Hicks CC, Lennox GD, et al. 2018. The future of hyperdiverse tropical ecosystems. *Nature* 559:517–26
18. Sangster G, Luksenburg JA. 2015. Declining rates of species described per taxonomist: Slowdown of progress or a side-effect of improved quality in taxonomy? *Syst. Biol.* 64:144–51
19. Sangster G. 2014. The application of species criteria in avian taxonomy and its implications for the debate over species concepts. *Biol. Rev.* 89:199–214
20. Cadena CD, Cuervo AM, Céspedes LN, Bravo GA, Krabbe N, et al. 2020. Systematics, biogeography, and diversification of *Scytalopus* tapaculos (Rhinocryptidae), an enigmatic radiation of Neotropical montane birds. *Auk* 137:ukz077
21. Collar NJ, del Hoyo J, Jutglar F. 2015. The number of species and subspecies in the Red-bellied Pitta *Erythropitta erythrogaster* complex: a quantitative analysis of morphological characters. *Forktail* 31:13–23
22. Burney CW, Brumfield RT. 2009. Ecology predicts levels of genetic differentiation in Neotropical birds. *Am. Nat.* 174:358–68
23. Pulido-Santacruz P, Aleixo A, Weir JT. 2018. Morphologically cryptic Amazonian bird species pairs exhibit strong postzygotic reproductive isolation. *Proc. R. Soc. B.* 285:20172081
24. Freeman BG, Pennell MW. 2021. The latitudinal taxonomy gradient. *Trends Ecol. Evol.* 36:778–86

25. Milligan MC, Johnson MD, Garfinkel M, Smith CJ, Njoroge P. 2016. Quantifying pest control services by birds and ants in Kenyan coffee farms. *Biol. Conserv.* 194:58–65
26. Kross SM, Bourbour RP, Martinico BL. 2016. Agricultural land use, barn owl diet, and vertebrate pest control implications. *Agric. Ecosyst. Environ.* 223:167–74
27. Graham NA, Wilson SK, Carr P, Hoey AS, Jennings S, MacNeil MA. 2018. Seabirds enhance coral reef productivity and functioning in the absence of invasive rats. *Nature* 559:250–53
28. Robinson TP, Wint GW, Conchedda G, Van Boeckel TP, Ercoli V, et al. 2014. Mapping the global distribution of livestock. *PLOS ONE* 9:e96084
29. Bar-On YM, Phillips R, Milo R. 2018. The biomass distribution on Earth. *PNAS* 115:6506–11
30. Gaston KJ, Blackburn TM, Goldewijk KK. 2003. Habitat conversion and global avian biodiversity loss. *Proc. R. Soc. B.* 270:1293–300
31. Butchart SH. 2008. Red List Indices to measure the sustainability of species use and impacts of invasive alien species. *Bird Conserv. Int.* 18:S245–62
32. Shutt JD, Lees AC. 2021. Killing with kindness: Does widespread generalised provisioning of wildlife help or hinder biodiversity conservation efforts? *Biol. Conserv.* 261:109295
33. BirdLife International. 2020. *Birds and biodiversity targets: What do birds tell us about progress to the Aichi Targets and requirements for the post-2020 biodiversity framework? A State of the World's Birds Report*. Rep., BirdLife Int., Cambridge, UK
34. Tobias JA, Sheard C, Pigot AL, Devenish AJ, Yang J, et al. 2022. AVONET: morphological, ecological and geographical data for all birds. *Ecol. Lett.* 25:581–97
35. BirdLife International and Handbook of the Birds of the World 2020. *Bird species distribution maps of the world*. Database. <http://datazone.birdlife.org/species/requestdis>
36. Sullivan BL, Aycrigg JL, Barry JH, Bonney RE, Bruns N, et al. 2014. The eBird enterprise: an integrated approach to development and application of citizen science. *Biol. Conserv.* 169:31–40
37. BirdLife International. 2020. *IUCN Red List for birds*. BirdLife International. <http://www.birdlife.org>
38. Rosenberg KV, Dokter AM, Blancher PJ, Sauer JR, Smith AC, et al. 2019. Decline of the North American avifauna. *Science* 366:120–24
39. Burns F, Eaton MA, Burfield IJ, Klvaňová A, Šilarová E, et al. 2021. Abundance decline in the avifauna of the European Union reveals cross-continental similarities in biodiversity change. *Ecol. Evol.* 11:16647–60
40. Sanderson FJ, Donald PF, Pain DJ, Burfield IJ, Van Bommel FP. 2006. Long-term population declines in Afro-Palaearctic migrant birds. *Biol. Conserv.* 131:93–105
41. Gregory RD, Skoropilova J, Vorisek P, Butler S. 2019. An analysis of trends, uncertainty and species selection shows contrasting trends of widespread forest and farmland birds in Europe. *Ecol. Indic.* 103:676–87
42. Reif J, Vermouzek Z. 2019. Collapse of farmland bird populations in an Eastern European country following its EU accession. *Conserv. Lett.* 12:e12585
43. Attwood SJ, Park SE, Maron M, Collard SJ, Robinson D, et al. 2009. Declining birds in Australian agricultural landscapes may benefit from aspects of the European agri-environment model. *Biol. Conserv.* 142:1981–91
44. Amano T. 2009. Conserving bird species in Japanese farmland: past achievements and future challenges. *Biol. Conserv.* 142:1913–21
45. Tori GM, McLeod S, McKnight K, Moorman T, Reid FA. 2002. Wetland conservation and Ducks Unlimited: real world approaches to multispecies management. *Waterbirds* 25:115–21
46. Gaget E, Galewski T, Jiguet F, Le Viol I. 2018. Waterbird communities adjust to climate warming according to conservation policy and species protection status. *Biol. Conserv.* 227:205–12
47. Amano T, Székely T, Sandel B, Nagy S, Mundkur T, et al. 2018. Successful conservation of global waterbird populations depends on effective governance. *Nature* 553:199–202
48. Cooper TJ, Wannenburgh AM, Cherry MI. 2017. Atlas data indicate forest dependent bird species declines in South Africa. *Bird Conserv. Int.* 27:337–54
49. Şekercioglu ÇH, Mendenhal CD, Oviedo-Brenes F, Horns JJ, Ehrlich PR, Daily GC. 2019. Long-term declines in bird populations in tropical agricultural countryside. *PNAS* 116:9903–12

50. Stouffer PC, Jirinec V, Rutt CL, Bierregaard RO, Hernández-Palma A, et al. 2021. Long-term change in the avifauna of undisturbed Amazonian rainforest: ground-foraging birds disappear and the baseline shifts. *Ecol. Lett.* 24:186–95
51. SoIB 2020. *State of India's Birds 2020: range, trends and conservation status*. Rep., SoIB Partnersh.
52. Bird JP, Martin R, Akçakaya HR, Gilroy J, Burfield IJ. 2020. Generation lengths of the world's birds and their implications for extinction risk. *Conserv. Biol.* 34:1252–61
53. Jenkins CN, Pimm SL, Joppa LN. 2013. Global patterns of terrestrial vertebrate diversity and conservation. *PNAS* 110:E2602–10
54. Simkins AT, Buchanan GM, Davies RG, Donald PF. 2020. The implications for conservation of a major taxonomic revision of the world's birds. *Anim. Conserv.* 23:345–52
55. Fernandes AM. 2013. Fine-scale endemism of Amazonian birds in a threatened landscape. *Biodivers. Conserv.* 22:2683–94
56. Visconti P, Bakkenes M, Baisero D, Brooks T, Butchart SH, et al. 2016. Projecting global biodiversity indicators under future development scenarios. *Conserv. Lett.* 9:5–13
57. Monroe MJ, Butchart SH, Mooers AO, Bokma F. 2019. The dynamics underlying avian extinction trajectories forecast a wave of extinctions. *Biol. Lett.* 15:20190633
58. Doherty TS, Glen AS, Nimmo DG, Ritchie EG, Dickman CR. 2016. Invasive predators and global biodiversity loss. *PNAS* 113:11261–65
59. Pereira GA, de Melo S, Silveira LF, Roda SA, Albano C, et al. 2014. Status of the globally threatened forest birds of northeast Brazil. *Pap. Avulsos Zool.* 54:177–94
60. Lees AC, Devenish C, Areta JI, de Araújo CB, Keller C, et al. 2021. Assessing the extinction probability of the Purple-winged Ground Dove, an enigmatic bamboo specialist. *Front. Ecol. Evol.* 9:624959
61. Bolam FC, Mair L, Angelico M, Brooks TM, Burgman M, et al. 2021. How many bird and mammal extinctions has recent conservation action prevented? *Conserv. Lett.* 14:e12762
62. Duncan RP, Boyer AG, Blackburn TM. 2013. Magnitude and variation of prehistoric bird extinctions in the Pacific. *PNAS* 110:6436–41
63. Lees AC, Pimm SL. 2015. Species, extinct before we know them? *Curr. Biol.* 25:R177–80
64. Collar NJ. 1998. Extinction by assumption; or, the Romeo Error on Cebu. *Oryx* 32:239–43
65. Akçakaya HR, Keith DA, Burgman M, Butchart SH, Hoffmann M. 2017. Inferring extinctions III: a cost-benefit framework for listing extinct species. *Biol. Conserv.* 214:336–42
66. Scheffers BR, Yong DL, Harris JBC, Giam X, Sodhi NS. 2011. The world's rediscovered species: Back from the brink? *PLOS ONE* 6:e22531
67. Song XP, Hansen MC, Stehman SV, Potapov PV, Tyukavina A, et al. 2018. Global land change from 1982 to 2016. *Nature* 560:639–43
68. Donald P, Collar N, Marsden S, Pain D. 2010. *Facing Extinction: The World's Rarest Birds and the Race to Save Them*. London: Bloomsbury Publ.
69. Pimm SL, Askins RA. 1995. Forest losses predict bird extinctions in eastern North America. *PNAS* 92:9343–47
70. Sheard C, Neate-Clegg MH, Alioravainen N, Jones SE, Vincent C. 2020. Ecological drivers of global gradients in avian dispersal inferred from wing morphology. *Nat. Commun.* 11:2463
71. Moore RP, Robinson WD, Lovette IJ, Robinson TR. 2008. Experimental evidence for extreme dispersal limitation in tropical forest birds. *Ecol. Lett.* 11:960–68
72. Lees AC, Peres CA. 2009. Gap-crossing movements predict species occupancy in Amazonian forest fragments. *Oikos* 118:280–90
73. Fletcher RJ Jr., Didham RK, Banks-Leite C, Barlow J, Ewers RM, et al. 2018. Is habitat fragmentation good for biodiversity? *Biol. Conserv.* 226:9–15
74. Cornelius C, Awade M, Cândia-Gallardo C, Sieving KE, Metzger JP. 2017. Habitat fragmentation drives inter-population variation in dispersal behavior in a Neotropical rainforest bird. *Perspect. Ecol. Conserv.* 15:3–9
75. Barlow J, Lennox GD, Ferreira J, Berenguer E, Lees AC, et al. 2016. Anthropogenic disturbance in tropical forests can double biodiversity loss from deforestation. *Nature* 535:144–47

76. Edwards DP, Larsen TH, Docherty TD, Ansell FA, Hsu WW, et al. 2011. Degraded lands worth protecting: the biological importance of Southeast Asia's repeatedly logged forests. *Proc. R. Soc. B.* 278:82–90
77. Messina S, Edwards DP, Eens M, Costantini D. 2018. Physiological and immunological responses of birds and mammals to forest degradation: a meta-analysis. *Biol. Conserv.* 224:223–29
78. Brennan LA, Kuvlesky WP Jr. 2005. North American grassland birds: An unfolding conservation crisis? *J. Wildl. Manag.* 69:1–13
79. Schemske DW, Mittelbach GG, Cornell HV, Sobel JM, Roy K. 2009. Is there a latitudinal gradient in the importance of biotic interactions? *Annu. Rev. Ecol. Evol. Syst.* 40:245–69
80. Chanthorn W, Hartig F, Brockelman WY, Srisang W, Nathalang A, Santon J. 2019. Defaunation of large-bodied frugivores reduces carbon storage in a tropical forest of Southeast Asia. *Sci. Rep.* 9:10015
81. McMahon BJ, Doyle S, Gray A, Kelly SB, Redpath SM. 2020. European bird declines: Do we need to rethink approaches to the management of abundant generalist predators? *J. Appl. Ecol.* 57:1885–90
82. Harrison RD, Sreekar R, Brodie JF, Brook S, Luskin M, et al. 2016. Impacts of hunting on tropical forests in Southeast Asia. *Conserv. Biol.* 30:972–81
83. Brochet AL, Van den Bossche W, Jbour S, Ndang'Ang'A PK, Jones VR, et al. 2016. Preliminary assessment of the scope and scale of illegal killing and taking of birds in the Mediterranean. *Bird Conserv. Int.* 26:1–28
84. Jiguet F, Robert A, Lorrillière R, Hobson KA, Kardynal KJ, et al. 2019. Unravelling migration connectivity reveals unsustainable hunting of the declining ortolan bunting. *Sci. Adv.* 5:eaa2642
85. Casas F, Mougeot F, Viñuela J, Bretagnolle V. 2009. Effects of hunting on the behaviour and spatial distribution of farmland birds: importance of hunting-free refuges in agricultural areas. *Anim. Conserv.* 12:346–54
86. Pain DJ, Mateo R, Green RE. 2019. Effects of lead from ammunition on birds and other wildlife: a review and update. *Ambio* 48:935–53
87. Dias MP, Martin R, Pearmain EJ, Burfield IJ, Small C, et al. 2019. Threats to seabirds: a global assessment. *Biol. Conserv.* 237:525–37
88. Beastall C, Shepherd CR, Hadiprakarsa Y, Martyr D. 2016. Trade in the Helmeted Hornbill *Rhinoplax vigil*: the 'ivory hornbill'. *Bird Conserv. Int.* 26:137–46
89. Scheffers BR, Oliveira BF, Lamb I, Edwards DP. 2019. Global wildlife trade across the tree of life. *Science* 366:71–76
90. Marshall H, Collar NJ, Lees AC, Moss A, Yuda P, Marsden SJ. 2020. Spatio-temporal dynamics of consumer demand driving the Asian Songbird Crisis. *Biol. Conserv.* 241:108237
91. Siritwat P, Nijman V. 2020. Wildlife trade shifts from brick-and-mortar markets to virtual marketplaces: a case study of birds of prey trade in Thailand. *J. Asia-Pac. Biodivers.* 13:454–61
92. Clavero M, Brotons L, Pons P, Sol D. 2009. Prominent role of invasive species in avian biodiversity loss. *Biol. Conserv.* 142:2043–49
93. Loss SR, Will T, Marra PP. 2015. Direct mortality of birds from anthropogenic causes. *Annu. Rev. Ecol. Evol. Syst.* 46:99–120
94. Weston MA, Stankowich T. 2013. Dogs as agents of disturbance. In *Free-Ranging Dogs and Wildlife Conservation*, ed. ME Gompper, pp. 94–113. Oxford, UK: Oxford Univ. Press
95. Camp RJ, Pratt TK, Marshall AP, Amidon F, Williams LL. 2009. Recent status and trends of the land bird avifauna on Saipan, Mariana Islands, with emphasis on the endangered Nightingale Reed-warbler *Acrocephalus luscinioides*. *Bird Conserv. Int.* 19:323–37
96. Rogers H, Lambers JHR, Miller R, Tewksbury JJ. 2012. 'Natural experiment' demonstrates top-down control of spiders by birds on a landscape level. *PLOS ONE* 7:e43446
97. Mortensen HS, Dupont YL, Olesen JM. 2008. A snake in paradise: disturbance of plant reproduction following extirpation of bird flower-visitors on Guam. *Biol. Conserv.* 141:2146–54
98. Plentovich S, Hebshi A, Conant S. 2009. Detrimental effects of two widespread invasive ant species on weight and survival of colonial nesting seabirds in the Hawaiian Islands. *Biol. Invasions* 11:289–98
99. Fessl B, Young HG, Young RP, Rodríguez-Matamoros J, Dvorak M, Tebbich S. 2010. How to save the rarest Darwin's finch from extinction: the mangrove finch on Isabela Island. *Proc. R. Soc. B.* 365:1019–30

100. Dyer EE, Cassey P, Redding DW, Collen B, Franks V, et al. 2017. The global distribution and drivers of alien bird species richness. *PLOS Biol.* 15:e2000942
101. Baker J, Harvey KJ, French K. 2014. Threats from introduced birds to native birds. *Emu* 114:1–12
102. Shivambu TC, Shivambu N, Downs CT. 2020. Impact assessment of seven alien invasive bird species already introduced to South Africa. *Biol. Invasions* 22:1829–47
103. van Riper C III, van Riper SG, Goff ML, Laird M. 1986. The epizootiology and ecological significance of malaria in Hawaiian land birds. *Ecol. Monogr.* 56:327–44
104. Boersma PD, Borboroglu PG, Gownaris NJ, Bost CA, Chiaradia A, et al. 2020. Applying science to pressing conservation needs for penguins. *Conserv. Biol.* 34:103–12
105. Cerdà-Cuèllar M, Moré E, Ayats T, Aguilera M, Muñoz-González S, et al. 2019. Do humans spread zoonotic enteric bacteria in Antarctica? *Sci. Total Environ.* 654:190–96
106. Thaxter CB, Buchanan GM, Carr J, Butchart SHM, Newbold T, et al. 2017. Bird and bat species' global vulnerability to collision mortality at wind farms revealed through a trait-based assessment. *Proc. R. Soc. B.* 284:20170829
107. Bernardino J, Bevanger K, Barrientos R, Dwyer JF, Marques AT, et al. 2018. Bird collisions with power lines: state of the art and priority areas for research. *Biol. Conserv.* 222:1–13
108. Uddin M, Dutta S, Kolipakam V, Sharma H, Usmani F, Jhala Y. 2021. High bird mortality due to power lines invokes urgent environmental mitigation in a tropical desert. *Biol. Conserv.* 261:109262
109. Nichols KS, Homayoun T, Eckles J, Blair RB. 2018. Bird-building collision risk: an assessment of the collision risk of birds with buildings by phylogeny and behavior using two citizen-science datasets. *PLOS ONE* 13:e0201558
110. Van Doren BM, Horton KG, Dokter AM, Klinck H, Elbin SB, Farnsworth A. 2017. High-intensity urban light installation dramatically alters nocturnal bird migration. *PNAS* 114:11175–80
111. Chilvers BL, Morgan KJ, White BJ. 2021. Sources and reporting of oil spills and impacts on wildlife 1970–2018. *Environ. Sci. Pollut. Res.* 28:754–62
112. Kühn S, van Franeker JA. 2020. Quantitative overview of marine debris ingested by marine megafauna. *Mar. Pollut. Bull.* 151:110858
113. Lavers JL, Bond AL, Hutton I. 2014. Plastic ingestion by Flesh-footed Shearwaters (*Puffinus carneipes*): implications for fledgling body condition and the accumulation of plastic-derived chemicals. *Environ. Pollut.* 187:124–29
114. Hallmann CA, Foppen RP, Van Turnhout CA, De Kroon H, Jongejans E. 2014. Declines in insectivorous birds are associated with high neonicotinoid concentrations. *Nature* 511:341–43
115. Wagner DL. 2020. Insect declines in the Anthropocene. *Annu. Rev. Entomol.* 65:457–80
116. Margalida A, Oliva-Vidal P. 2017. The shadow of diclofenac hangs over European vultures. *Nat. Ecol. Evol.* 1:1050
117. Møller AP, Laursen K. 2015. Reversible effects of fertilizer use on population trends of waterbirds in Europe. *Biol. Conserv.* 184:389–95
118. Morelli F, Laursen K, Svitok M, Benedetti Y, Møller AP. 2021. Eiders, nutrients and eagles: bottom-up and top-down population dynamics in a marine bird. *J. Anim. Ecol.* 90:1844–53
119. Rushing CS, Royle JA, Ziolkowski DJ, Pardieck KL. 2020. Migratory behavior and winter geography drive differential range shifts of eastern birds in response to recent climate change. *PNAS* 117:12897–903
120. Virkkala R, Lehikoinen A. 2017. Birds on the move in the face of climate change: high species turnover in northern Europe. *Ecol. Evol.* 7:8201–209
121. Şekercioğlu ÇH, Primack RB, Wormworth J. 2012. The effects of climate change on tropical birds. *Biol. Conserv.* 148:1–18
122. Freeman BG, Scholer MN, Ruiz-Gutierrez V, Fitzpatrick JW. 2018. Climate change causes upslope shifts and mountaintop extirpations in a tropical bird community. *PNAS* 115:11982–87
123. Howard C, Stephens PA, Tobias JA, Sheard C, Butchart SH, Willis SG. 2018. Flight range, fuel load and the impact of climate change on the journeys of migrant birds. *Proc. R. Soc. B.* 285:20172329
124. Mayor SJ, Guralnick RP, Tingley MW, Otegui J, Withey J, et al. 2017. Increasing phenological asynchrony between spring green-up and arrival of migratory birds. *Sci. Rep.* 7:1902
125. Shipley JR, Twining CW, Taff CC, Vitousek MN, Flack A, Winkler DW. 2020. Birds advancing lay dates with warming springs face greater risk of chick mortality. *PNAS* 117:25590–94

126. Zuckerberg B, Strong C, LaMontagne JM, George SS, Betancourt JL, Koenig WD. 2020. Climate dipoles as continental drivers of plant and animal populations. *Trends Ecol. Evol.* 35:440–53
127. Strong C, Zuckerberg B, Betancourt JL, Koenig WD. 2015. Climatic dipoles drive two principal modes of North American boreal bird irruption. *PNAS* 112:E2795–802
128. Bateman BL, Taylor L, Wilsey C, Wu J, LeBaron GS, Langham G. 2020. Risk to North American birds from climate change-related threats. *Conserv. Sci. Pract.* 2:e243
129. Weeks BC, Willard DE, Zimova M, Ellis AA, Witynski ML, Hennen M, Winger BM. 2020. Shared morphological consequences of global warming in North American migratory birds. *Ecol. Lett.* 23:316–25
130. Marques A, Martins IS, Kastner T, Plutzer C, Theurl MC, et al. 2019. Increasing impacts of land use on biodiversity and carbon sequestration driven by population and economic growth. *Nat. Ecol. Evol.* 3:628–37
131. Steven R, Castley JG. 2013. Tourism as a threat to critically endangered and endangered birds: global patterns and trends in conservation hotspots. *Biod. Conserv.* 22:1063–82
132. Lindsey P, Allan J, Brehony P, Dickman A, Robson A, et al. 2020. Conserving Africa's wildlife and wildlands through the COVID-19 crisis and beyond. *Nat. Ecol. Evol.* 4:1300–10
133. Schrimpf MB, Des Brisay PG, Johnston A, Smith AC, Sánchez-Jasso J, et al. 2021. Reduced human activity during COVID-19 alters avian land use across North America. *Sci. Adv.* 7:eabf5073
134. Boyd C, Brooks TM, Butchart SH, Edgar GJ, Da Fonseca GA, et al. 2008. Spatial scale and the conservation of threatened species. *Conserv. Lett.* 1:37–43
135. Donald PF, Fishpool LDC, Ajagbe A, Bennun LA, Bunting G, et al. 2018. Important Bird and Biodiversity Areas (IBAs): the development and characteristics of a global inventory of key sites for biodiversity. *Bird Conserv. Int.* 29:177–98
136. Donald P, Buchanan GM, Balmford A, Bingham H, Couturier AR, et al. 2019. The prevalence, characteristics and effectiveness of Aichi Target 11's "other effective area-based conservation measures" (OECMs) in Key Biodiversity Areas. *Conserv. Lett.* 12:e12659
137. Rozendaal DM, Bongers F, Aide TM, Alvarez-Dávila E, Ascarrunz N, et al. 2019. Biodiversity recovery of Neotropical secondary forests. *Sci. Adv.* 5:eaa3114
138. Strassburg BB, Iribarrem A, Beyer HL, Cordeiro CL, Crouzeilles R, et al. 2020. Global priority areas for ecosystem restoration. *Nature* 586:724–29
139. Lorimer J, Sandom C, Jepson P, Doughty C, Barua M, Kirby KJ. 2015. Rewilding: science, practice, and politics. *Annu. Rev. Environ. Resour.* 40:39–62
140. Veldman JW, Overbeck GE, Negreiros D, Mahy G, Le Stradic S, et al. 2015. Where tree planting and forest expansion are bad for biodiversity and ecosystem services. *BioScience* 65:1011–18
141. Pulido-Santacruz P, Renjifo LM. 2010. Live fences as tools for biodiversity conservation: a study case with birds and plants. *Agrofor. Syst.* 81:15–30
142. Golet GH, Low C, Avery S, Andrews K, McColl CJ, et al. 2018. Using ricelands to provide temporary shorebird habitat during migration. *Ecol. Appl.* 28:409–26
143. Margalida A, Mateo R. 2019. Illegal killing of birds in Europe continues. *Science* 363:1161
144. Gallo-Cajiao E, Morrison TH, Woodworth BK, Lees AC, Naves LC, et al. 2020. Extent and potential impact of hunting on migratory shorebirds in the Asia-Pacific. *Biol. Conserv.* 246:108582
145. Carrasco LR, Chan J, McGrath FL, Nghiem LT. 2017. Biodiversity conservation in a telecoupled world. *Ecol. Soc.* 22:24
146. Roulin A, Rashid MA, Spiegel B, Charter M, Dreiss AN, Leshem Y. 2017. 'Nature knows no boundaries': the role of nature conservation in peacebuilding. *Trends Ecol. Evol.* 32:305–10
147. Collar NJ, Butchart SHM. 2014. Conservation breeding and avian diversity: chances and challenges. *Int. Zoo Yearb.* 48:7–28
148. Owen A, Wilkinson R, Sözer R. 2014. In situ conservation breeding and the role of zoological institutions and private breeders in the recovery of highly endangered Indonesian passerine birds. *Int. Zoo Yearb.* 48:199–211
149. Butchart SH, Bird JP. 2010. Data deficient birds on the IUCN Red List: What don't we know and why does it matter? *Biol. Conserv.* 143:239–47

150. Wearn OR, Freeman R, Jacoby DM. 2019. Responsible AI for conservation. *Nat. Mach. Intell.* 1:72–73
151. Akçakaya HR, Bennett EL, Brooks TM, Grace MK, Heath A, et al. 2018. Quantifying species recovery and conservation success to develop an IUCN Green List of Species. *Conserv. Biol.* 32:1128–38
152. Dayer AA, Barnes JC, Dietsch AM, Keating JM, Naves LC. 2020. Advancing scientific knowledge and conservation of birds through inclusion of conservation social sciences in the American Ornithological Society. *Condor* 122:duaa047
153. Manfredo MJ, Dayer AA. 2004. Concepts for exploring the social aspects of human-wildlife conflicts in a global context. *Hum. Dimens. Wildl.* 9:317–28
154. Bennett NJ, Roth R, Klain SC, Chan K, Christie P, et al. 2017. Conservation social science: understanding and integrating human dimensions to improve conservation. *Biol. Conserv.* 205:93–108
155. Wotton SR, Eaton MA, Sheehan D, Munyekenye FB, Burfield IJ, et al. 2020. Developing biodiversity indicators for African birds. *Oryx* 54:62–73